

BRADLEY BEACH BOARD OF EDUCATION

**515 Brinley Avenue
Bradley Beach, NJ 07720**

A G E N D A

**Regular Meeting
May 18, 2021**

I. Call To Order

II. Open Public Meetings Act

In accordance with the Open Public Meetings Act, notice of this meeting has been given to the designated newspapers, *The Asbury Park Press* and *the Coast Star*, and posted in the school in a place reserved for this kind of notice.

III. Flag Salute/Roll Call

IV. Discussion Items

- Plans for Class of 2021 Graduation Ceremony – Dr. Stephen Wisniewski

V. Minutes:

Approval of Meeting Minutes

Resolved: That the Board approve the Minutes of:

Regular Meeting – April 20, 2021
Special/Public Hearing Meeting – April 27, 2021

MOTION: _____ SECOND: _____ VOTE: _____

VI. Superintendent's Report

Executive Session

A. Personnel

1. Resolved: That the Board approve the appointment of School Nurse, Kelli O'Keefe, for the Bradley Beach Elementary Extended School Year Summer Program. The program will run from July 12, 2021 through August 12, 2021 (Monday through Thursday). The hours will be 3.75 hours/day at a rate consistent with the collective agreement with the Bradley Beach Education Association of \$40.00/hour: [B]
2. Resolved: That the Board approve Joanne Ryder as a Substitute School Nurse for the 2021 Bradley Beach Elementary Extended School Year Summer Program for 3.5 hours per day on an as needed basis, from July 12, 2021 through August 12, 2021, at the rate of \$40.00 per hour. [B]

AGENDA
Regular Meeting
May 18, 2021

3. Resolved: That the Board approve the appointment of School Psychologist, Jessica Stephan, to provide Child Study Team services, from July 1, 2021 through August 31, 2021, not to exceed a total of 40 hours, with compensation at a rate consistent with the collective agreement with the Bradley Beach Education Association of \$40.00/hour: [B]
4. Resolved: That the Board approve the appointment of Barbara O'Boyle, of Always Available Physical Therapy Services, to provide Physical Therapy services to the Bradley Beach School District, from July 1, 2021 through June 30, 2022, at a rate of \$90.00 per hour. [G]
5. Resolved: That the Board approve the appointment of Kelly Zweig, BCBA, to provide BCBA services to the Bradley Beach School District, from July 1, 2021 through June 30, 2022, at a rate of \$110.00 per hour. [G]
6. Resolved: That the Board approve the appointment of Synergy-Rehab LLC (Sonali Khatri, ITR/L) to provide Occupational Therapy services to the Bradley Beach School District, from July 1, 2021 through June 30, 2022, at a rate of \$85.00 per hour. [B]
7. Resolved: That the Board approve the appointment of Speech Therapist, Julie Ferwerda, to provide Speech and Language services for the Bradley Beach Elementary Extended School Year Summer Program, which will run from July 12, 2021 through August 12, 2021, at a rate consistent with the collective agreement with the Bradley Beach Education Association of \$40.00/hour. [B]
8. Resolved: That the Board approve the appointment of the following teachers to teach in the Bradley Beach Elementary Extended School Year Summer Program. The program will run from July 12, 2021 through August 12, 2021, (Monday through Thursday). The hours for certified teaching staff will be 3.75 hours/day at a rate consistent with the collective agreement with the Bradley Beach Education Association of \$40.00/hour: [B]
 - Kevin Cosgrove
 - Marissa Finch
 - Heather Keith
 - Alisyn Morder
9. Resolved: That the Board approve the appointment of the following classroom aides in the Bradley Beach Elementary Extended School Year Summer Program. The program will run from July 12, 2021 through August 12, 2021 (Monday through Thursday). The hours for classroom aides will be 3.5 hours/day at a rate of \$15.00/hour: [B]
 - Traci Rankel
 - Donna Taylor
10. Resolved: That the Board approve the appointment of the following teachers to teach in the Bradley Beach Elementary School's Summer Jumpstart Program. The program will run from

AGENDA
 Regular Meeting
 May 18, 2021

July 12, 2021 through August 12, 2021 (Monday through Thursday). The hours for certified teaching staff will be 3.75 hours/day at a rate consistent with the collective agreement with the Bradley Beach Education Association of \$40.00/hour: [G]

- Amanda Bialek
- Ashley Fox
- Kristen Goldsworthy
- Heather Sauer

Note: Grant funds to be used: 20-484-100-101.00 CRRSA Act – Learning Acceleration Grant Program at 100%.

11. Resolved: That Board agrees to contract nursing services with the Monmouth Ocean Education Services Commission (MOESC) on an as needed basis for substitute school nurses and nurses for transportation, at a rate of \$56.00 per hour for Registered Nurse services, and \$44.50 per hour for Licensed Practicing Nurse services, for the 2021/2022 school year. [B]
12. Resolved: That the Board approve the appointment of the non-tenured teaching staff for the 2021/2022 school year, as on file in the Office of the Superintendent. (Attachment VI-A.12)
13. Resolved: That the Board accept the letter of resignation, with regret, of Ms. Morgan Maclearie, Middle School Math Teacher, effective June 30, 2021. (Attachment VI-A.13)
14. Resolved: That the Board approve the attendance and the registration cost of the following staff members for engagement in the designated professional training: [G]

Staff Member	Date(s) of Event	Name/Title of Professional Training	Location	Cost
Alisa Guzzi	June 17, 2021	Sonday System	Virtual	\$275.00

15. Resolved: That the Board approve the following staff members for summer curriculum writing not to exceed a total of 40 hours with compensation at a rate consistent with the collective agreement with the Bradley Beach Education Association of \$40.00/hour: [B]

Amanda Bialek
 Jennifer DiZefalo
 Ashley Fox
 Courtney Hammell
 Yolanda Roeder
 Heather Sauer

MOTION: _____ SECOND: _____ VOTE: _____

AGENDA
 Regular Meeting
 May 18, 2021

B. Policy

1. Resolved: That the Board approve the following Policies and Regulations for a second reading:
 (Attachment VI-B.1)

Policy/Regulation Number	Policy/Regulation Title
P 2270	Religion in Schools
P 2431.3	Heat Participation Policy for Student-Athlete Safety (M)
P 2622	Student Assessment (M)
P&R 5111	Eligibility of Resident/Nonresident Students (M)
P&R 5200	Attendance (M)
P&R 5320	Immunization
P&R 5330.04	Administering an Opioid Antidote (M)
P&R 5610	Suspension (M)
P 5620	Expulsion (M)
P&R 8320	Personnel Records (M)
P 8561	Procurement Procedures for School Nutrition Programs (M)

MOTION: _____ SECOND: _____ VOTE: _____

2. Resolved: That the Board approve the following Policies and Regulations for a first reading:
 (Attachment VI-B.2)

Policy/Regulation Number	Policy/Regulation Title
P 1620	Administrative Employment Contracts (M) (Revised)
P 2431	Athletic Competition (M) (Revised)
R 2431.1	Emergency Procedures for Sports and other Athletic Activity (M) (Revised)
P 2464	Gifted and Talented Students (M) (Revised)
P&R 5330.05	Seizure Action Plan (M) (New)
P 6440	Cooperative Purchasing (M) (Revised)
P&R 6470.01	Electronic Funds Transfer and Claimant Certification (M) (New)
P&R 7440	School District Security (M) (Revised)
P 7450	Property Inventory (M) (Revised)
P&R 7510	Use of School Facilities (M) (Revised)
P 8420	Emergency and Crisis Situations (M) (Revised)

AGENDA
Regular Meeting
May 18, 2021

3. Resolved: That the Board approve the findings of the New Jersey Quality Single Accountability Continuum (NJQSAC) review and the District Improvement Plan (DIP). (Attachment VI-B.3)

MOTION: _____ SECOND: _____ VOTE: _____

C. Students

1. Resolved: The Bradley Beach Elementary School Bullying Specialist reports no incidents of Harassment, Intimidation, and Bullying in the Month of April.

MOTION: _____ SECOND: _____ VOTE: _____

VII. Business Administrator/Board Secretary's Report

- A. Approval of the Submission of the FY 2021 Elementary and Secondary School Emergency Relief (ESSER II) Fund Formula Grant Application Authorized by the Coronavirus Response and Relief Supplemental Appropriations (CRRS) Act

Resolved: That the Board approve the submission of the FY 2021 ESSER II Fund Formula Grant Application in the following amounts:

Program Name	Carry-Over Amount
CRRSA ESSER II	\$432,529
Learning Acceleration	27,758
Mental Health	45,000

MOTION: _____ SECOND: _____ VOTE: _____

- B. Approval of Acceptance and Submission of 2021 Safety Grant

Resolved: That the Bradley Beach Board of Education hereby approves the submission of the grant application for the 2021 Safety Grant Program through the New Jersey Schools Insurance Group's MOCSSIF sub-fund for the purposes described in the application, in the amount of \$4,406.00 for the period July 1, 2021 through June 30, 2022.

MOTION: _____ SECOND: _____ VOTE: _____

- C. Approval of the Submission of the Alyssa's Law Securing Our Children's Future Bond Act School Security Grant Application

Resolved: That the Board approve the submission of the Alyssa's Law Securing Our Children's Future Bond Act School Security Grant Application in the amount of \$20,000. Furthermore, if the cost estimates exceed the grant allocation of \$20,000, then there are local funds to cover the additional cost.

AGENDA
 Regular Meeting
 May 18, 2021

Note: This resolution supersedes resolution VII-F from the regular meeting of October 20, 2020.

MOTION: _____ SECOND: _____ VOTE: _____

D. Approval of Application for Extraordinary Aid – FY 2020/2021 School Year

Resolved: That the Board approve the Application for Extraordinary Aid for the 2020/2021 school year.

MOTION: _____ SECOND: _____ VOTE: _____

E. Approval of Additional Appointments/Reappointments

Resolved: That the Board approve the additional following appointments/reappointments for the 2021/2022 school year:

Right To Know Contact Person	Philip Henderson
AHERA Representative	Philip Henderson
Integrated Pest Mgmt. Contact Person	Philip Henderson
Public Agency Compliance Officer	David Tonzola
Open Public Records Administrator	David Tonzola
Purchasing Agent	David Tonzola
Affirmative Action Officer	Sarah Seeley
Title IX Contact Person	Sarah Selley
Substance Abuse Coordinator	Alison Zylinski

MOTION: _____ SECOND: _____ VOTE: _____

F. Approval of Health/Dental Insurance Providers/Rates (2021/2022)

Resolved: That the Board approve the following insurance providers/rates for the 2021/2022 school year:

Horizon Medical – POS/Prescription
 Horizon Blue Cross Blue Shield of New Jersey
 Newark, NJ

Monthly Premiums

	<u>POS Health/Prescription</u> (Group # 82768-03)
Single	\$1,156.92
2 Adults	2,450.58
Parent/Child	1,897.05
Family	3,271.19

AGENDA
 Regular Meeting
 May 18, 2021

Horizon Medical – Direct Access - NJ Educators Health Plan (NJEHP)/Prescription
 Horizon Blue Cross Blue Shield of New Jersey
 Newark, NJ

	Monthly Premiums		
	<u>Direct Access Health</u> (Group # 82768-35)	<u>Prescription</u> (Group # 82768-35)	<u>Total Premium</u> Cost
Single	\$ 862.92	\$258.45	\$1,121.37
2 Adults	1,827.84	547.45	2,375.29
Parent/Child	1,414.98	423.79	1,838.77
Family	2,439.93	730.77	3,170.70

Horizon Dental – Horizon Dental Option
 Horizon Blue Cross Blue Shield of New Jersey
 Newark, NJ

	Monthly Premiums
	<u>Dental</u> (Group # 82768-30)
Single	\$ 52.97
Family	148.33

MOTION: _____ SECOND: _____ VOTE: _____

G. Approval of Business Administrator/Board Secretary’s Financial Report

Resolved: That the Financial Report of the Business Administrator/Board Secretary for the month ending April 30, 2021 is hereby approved and the Business Administrator/Board Secretary is instructed to file same. (Attachment VII-G)

MOTION: _____ SECOND: _____ VOTE: _____

H. Approval of Treasurer’s Financial Report

Resolved: That the Financial Report of the Treasurer of School Funds for the month ending April 30, 2021 is hereby approved and the Business Administrator/Board Secretary is instructed to file same. The report is in agreement with the report of the Business Administrator/Board Secretary. (Attachment VII-H)

MOTION: _____ SECOND: _____ VOTE: _____

I. Approval of Monthly Certification

Resolved: That pursuant to N.J.A.C. 6A:23-2.11(e), we certify that as of April 30, 2021, after review of the Secretary’s Monthly Financial Report (appropriations section) and upon consultation with the appropriate district officials, that to the best of our knowledge, no major account or fund has been over-expended in violation of N.J.A.C. 6A:23-2.11(b);

AGENDA
Regular Meeting
May 18, 2021

that no line item appropriation is in violation of N.J.A.C. 6A:23-2.11 (1) and that sufficient funds are available to meet the district's financial obligations for the remainder of the fiscal year.

MOTION: _____ SECOND: _____ VOTE: _____

J. Approval of Budget Transfers (2020/2021)

Resolved: That the Board approve the 2020/2021 budget transfers as listed on Attachment VII-J.

MOTION: _____ SECOND: _____ VOTE: _____

K. Approval of April 2021 Payroll

Resolved: That the Board approve the April 2021 gross payroll in the amount of \$392,428.45.

MOTION: _____ SECOND: _____ VOTE: _____

L. Approval of Bills Payment

Resolved: That the Board approve payment of the May 18, 2021 regular bills list and as certified and approved. (Attachment VII-L)

MOTION: _____ SECOND: _____ VOTE: _____

VIII. Old Business

IX. New Business

X. Committee Reports

XI. President's Report

XII. Public Comments (Agenda Items Only)

XIII. Public Comments (Other Items Only)

XIV. Executive Session (if required)

XV. Adjournment

Staff Member	Start of Year # in September	Position	Tenure Year
Fox, A	4+ (Tenure in October)	Middle School Math	2021-2022
Bialek, A.	4	Middle School Science	2022-2023
Goldsworthy, K.	4	4th Grade	2022-2023
Healy, E.	4	Physical Education	2022-2023
Newberry, L.	4	ESL	2022-2023
Fehy, A	3	Guidance	2023-2024
McCann, J.	3	LDTC (Part time)	2023-2024
Silverstein, A.	3	Elementary Special Ed	2023-2024
Finch, M	2 year 6 months	Pre School Special Ed	2023-2024
Grady,C	2	Middle School Special Ed	2024-2025
Meil, L.	2	4th Grade	2024-2025
Raia, M.	2	ESL	2024-2025
Roeder, Y.	2	Spanish	2024-2025

Morgan Maclearie

Tuesday, April 27, 2021

Dear Dr. Wisniewski,

Please accept this letter as formal notice of my resignation upon completion of my contract for the 2020 - 2021 school year. I will not be renewing my contract for the upcoming school year.

My time at Bradley Beach Elementary School has been formative to who I am, both as a person and as an educator. The relationships I have built here during my tenure at BBES have helped to shape who I am. My years here have been filled with happiness and growth. BBES embodies the true definition of a "community." The BBES school has embraced me as one of their own, and I know that will not end upon my departure. I look forward to visiting in the future and seeing all the success to come.

I have been extremely fortunate to have been pushed to become a leader while at BBES. In formalizing this experience, I worked towards earning my Masters in Education Leadership and Administration, culminating in my degree being earned last May. I was offered a position as an Assistant Principal at a Middle School, and I will be continuing my journey in the education field as a school leader. I will undoubtedly miss my colleagues, my supervisors, and students. However, I'm excited to see what the future holds for me as I take this next step in advancing my career.

Best,

Morgan Maclearie

Morgan Maclearie

NJ Single Accountability Continuum (NJQSAC) District Performance Review - School Year 2020-21

District Information and Score Summary

District Name and CDS #	Bradley Beach
County Name	Monmouth
District Superintendent Name	Dr. Stephan Wisniewski
District Mailing Address	515 Brinley Ave. Bradley Beach NJ 07720
Superintendent Email Address	sweinfewski@bbbesnj.org

DPR Area	District Score	County Score
Instruction and Program	0%	79%
Fiscal Management	0%	100%
Governance	0%	97%
Operations	0%	83%
Personnel	0%	100%

<p>NJSAC District</p> <p>District: Bradley Beach Boro</p> <p>Submission Date: 5/19/2021</p>	
<p>Submitted by (name and title): Dr. Stephen Wisniewski, Superintendent/Principal</p> <p>Board Resolution Date: 5/18/2021</p>	
<p>Step 1: DPR area and Indicator</p> <p>I&P 1</p>	<p>Step 2: Goal</p> <p>Increase the proficiency rate of all students in Language Arts/Literacy</p>
<p>Step 3: Strategy(ies)</p> <p>1) Teachers to work in PLC's to develop best practices for differentiation, scaffolding, and formative assessment. 2) Use of iReady for progress monitoring and differentiation for small groups. 3) Use of IXL for independent practice for the individual student at their level. 4) Articulation between gradebands for academic language arts vocabulary. 5) Further development of Readers/Writers Workshop Model. 6) Utilize Summer Jumpstart Program to address learning loss. 7) Before and Afterschool Programs to address learning loss. 8) Use of student data to identify grade level trends.</p>	<p>Step 4: Person/Position Responsible</p> <p>Director of Curriculum and Instruction, Director of Special Services, Superintendent/Principal</p>
<p>Step 5: Timeline</p> <p>May-22</p>	<p>Step 6: Evidence of Completion</p> <p>Increase in students' proficiency rates in Language Arts/Literacy</p>
<p>Step 1: DPR area and Indicator</p> <p>I&P 1</p>	<p>Step 2: Goal</p> <p>Increase the proficiency rate of all students in subgroups in Language Arts/Literacy</p>
<p>Step 3: Strategy(ies)</p> <p>1) Special Education teachers, English Learning Teachers, and Title I teachers utilize best practices for differentiation, scaffolding, and formative assessment. 2) Use of iReady for progress monitoring and differentiation for small groups. 3) Use of IXL for independent practice for the individual student at their level. 4) Articulation between gradebands for academic language arts vocabulary. 5) Further development of Readers/Writers Workshop Model. 6) Utilize Summer Jumpstart Program or Extended School Year to address learning loss. 7) Before and Afterschool Programs to address learning loss. 8) Use of student data to identify grade level trends.</p>	<p>Step 4: Person/Position Responsible</p> <p>Director of Curriculum and Instruction, Director of Special Services, Superintendent/Principal</p>
<p>Step 5: Timeline</p> <p>May-22</p>	<p>Step 6: Evidence of Completion</p> <p>Increase in students' proficiency rates in Language Arts/Literacy</p>

I&P 2	Increase the proficiency rate of all students in Mathematics	<p>1) Implementation of a Mathematics Coach to work with the teachers and administration to develop best practices for differentiation, scaffolding, and formative assessment. 2) Use of iReady for progress monitoring and differentiation for small groups. 3) Use of IXL for independent practice for the individual student at their level. 4) Articulation between gradebands for academic mathematics vocabulary. 5) Further development of Mathematics Workshop Model. 6) Use of Summer Jumpstart Program to address learning loss. 7) Before and Afterschool Programs to address learning loss. 8) Use of student data to identify grade level trends.</p>	Director of Curriculum and Instruction, Director of Special Services, Superintendent/Principal	May-22	Increase in students' proficiency rates in Mathematics
I&P 2	Increase the proficiency rate of all students in Subgroups in Mathematics	<p>1) Implementation of a Mathematics Coach to work with the teachers and administration to develop best practices for differentiation, scaffolding, and formative assessment. 2) Special Education teachers, English Learning Teachers, and Title 1 teachers utilize best practices for differentiation, scaffolding, and formative assessment. 3) Use of iReady for progress monitoring and differentiation for small groups. 4) Use of IXL for independent practice for the individual student at their level. 5) Articulation between gradebands for academic mathematics vocabulary. 6) Further development of Mathematics Workshop Model. 7) Use of Summer Jumpstart Program or Extended School Year to address learning loss. 8) Before and Afterschool Programs to address learning loss. 9) Use of student data to identify grade level trends.</p>	Director of Curriculum and Instruction, Director of Special Services, Superintendent/Principal	May-22	Increase in students' proficiency rates in Mathematics
I&P 3	Increase the proficiency rate of all students in Science	<p>1) Science teachers utilize best practices for differentiation, scaffolding, and formative assessment. 2) Use of IXL for independent practice for the individual student at their level. 3) Articulation between gradebands for academic science vocabulary. 4) Use of Summer Jumpstart Program to address learning loss. 5) Use of student data to identify grade level trends.</p>	Director of Curriculum and Instruction, Director of Special Services, Superintendent/Principal	May-22	Increase in students' proficiency rates in Science
I&P 3	Increase the proficiency rate of all students in subgroups in Science	<p>1) Special Education teachers, English Learning Teachers, and Title 1 teachers utilize best practices for differentiation, scaffolding, and formative assessment. 2) Use of IXL for independent practice for the individual student at their level. 3) Articulation between gradebands for academic science vocabulary. 4) Use of Summer Jumpstart Program or Extended School Year to address learning loss. 5) Use of student data to identify grade level trends.</p>	Director of Curriculum and Instruction, Director of Special Services, Superintendent/Principal	May-22	Increase in students' proficiency rates in Science

Instruction and Program		Bradley Beach				Comments
Indicator	Grade Levels	Point Value	District Score Will be supplied by County Office	County Score Enter Actual Scores		
1. The school district's ELA achievement score. The score is comprised of the following: <ul style="list-style-type: none"> • Overall performance: The proficiency rate of all students in a school district; • Subgroup performance: The proficiency rate of all student subgroups; (Assessment data provided by NJDOE) 	K - 8	10	0.0	3.6		
	K - 12	7.5	0.0	0.0		
	9 - 12	15	0.0	0.0		
2. The school district's mathematics achievement score. The score is comprised of the following: <ul style="list-style-type: none"> • Overall performance: The proficiency rate of all students in a school district; • Subgroup performance: The proficiency rate of all student subgroups. (Assessment data provided by NJDOE) 	K - 8	10	0.0	3.1		
	K - 12	7.5	0.0	0.0		
	9 - 12	15	0.0	0.0		
3. The school district's science achievement score: The score is comprised of the following: <ul style="list-style-type: none"> • Overall performance: The proficiency rate of all students in a school district; • Subgroup performance: The proficiency rate of all student subgroups. (Assessment data provided by NJDOE) 	K - 8	10	0.0	6.5		
	K - 12	5	0.0	0.0		
	9 - 12	0	0.0	0.0		
4. The school district's ELA academic progress. <ul style="list-style-type: none"> • Academic progress is calculated to include subgroup performance by averaging the mSGP of all students with the average of all subgroups' mSGPs. (Assessment data provided by NJDOE) 	K - 8	10	0.0	7.2		
	K - 12	7.5	0.0	0.0		
	9 - 12	0	0.0	0.0		

Instruction and Program		Bradley Beach				
Indicator	Grade Levels	Point Value	District Score Will be supplied by County Office	County Score Enter Actual Scores	Comments	
5. The school district's mathematics academic progress. • Academic progress is calculated to include subgroup performance by averaging the mSGP of all students with the average of all subgroups' mSGPs. (Assessment data provided by NJDOE)	K - 8	10	0.0	9.0		
	K - 12	7.5	0.0	0.0		
	9 - 12	0	0.0	0.0		
6. The school district's graduation rate (average of four-year and five-year adjusted cohort graduation rates). • Graduation rate is calculated to include subgroup performance by averaging the combined graduation rate (i.e. the average of the four-year and five-year graduation rates) of all students with the average of all subgroups' combined graduation rates. (Assessment data provided by NJDOE)	K - 8	0	0.0	0.0		
	K - 12	15	0.0	0.0		
	9 - 12	20	0.0	0.0		
7. The school district's measure(s) for school quality and student success is calculated to account for subgroup performance by averaging the rates for all students with the average of all subgroups' rates. (Assessment data provided by NJDOE)	K - 8	10	0.0	9.5		
	K - 12	10	0.0	0.0		
	9 - 12	10	0.0	0.0		
Summary of Achievement Score Indicators	K - 8	60	0.0	38.9		
	K - 12	60	0.0	0.0		
	9 - 12	60	0.0	0.0		

Instruction and Program		Bradley Beach			
Indicator	Grade Levels	Point Value	District Score Will be supplied by County Office	County Score Enter Actual Scores	Comments
Indicator		Point Value	District Score Yes or N/A = 1 No = 0	County Score Yes or N/A = 1 No = 0	Comments
8. The chief school administrator (CSA) reports participation and performance results of annual Statewide assessments to the district board of education within 60 days of receipt of the finalized information from the Department. The reports include aggregated and disaggregated subgroup data, as well as trend and comparative analyses and appropriate intervention strategies. (N.J.A.C. 6A:8-4.3)		6	0	1	
9. English language arts curriculum and instruction are aligned to the New Jersey Student Learning Standards (NJSLs) in accordance with the Department's curriculum implementation timeline and include the following: (N.J.A.C. 6A:8)					
<ul style="list-style-type: none"> a. Curriculum designed and implemented to meet grade or grade-level expectations and graduation requirements; b. Integrated accommodations and modifications for special education students, English language learners, students at risk of school failure, gifted and talented students, and students with 504 plans; c. Assessments, including formative, summative, benchmark, and alternative assessments; d. List of core instructional and supplemental materials, including various levels of texts at each grade level; e. Pacing guide; f. Interdisciplinary connections; g. Integration of 21st century skills through NJSLs 9; h. Integration of technology through the NJSLs; and i. Career education. 		4	0	1	

Instruction and Program		Bradley Beach			Comments
Indicator	Grade Levels	Point Value	District Score Will be supplied by County Office	County Score Enter Actual Scores	
10. Mathematics curriculum and instruction are aligned to the NJSLs in accordance with the Department's curriculum implementation timeline and include the following: (N.J.A.C. 6A:8)	<ul style="list-style-type: none"> a. Curriculum designed and implemented to meet grade or grade-level expectations and graduation requirements; b. Integrated accommodations and modifications for special education students, English language learners, students at risk of school failure, gifted and talented students, and students with 504 plans; c. Assessments, including formative, summative, benchmark, and alternative assessments; d. List of core instructional and supplemental materials, including various levels of texts at each grade level; e. Pacing guide; f. Interdisciplinary connections; g. Integration of 21st century skills through NJSLs 9; h. Integration of technology through the NJSLs; and i. Career education. 	4	0	1	
11. Science curriculum and instruction are aligned to the NJSLs in accordance with the Department's curriculum implementation timeline and include the following: (N.J.A.C. 6A:8)	<ul style="list-style-type: none"> a. Curriculum designed and implemented to meet grade or grade-level expectations and graduation requirements; b. Integrated accommodations and modifications for special education students, English language learners, students at risk of school failure, gifted and talented students, and students with 504 plans; c. Assessments, including formative, summative, benchmark, and alternative assessments; d. List of core instructional and supplemental materials, including various levels of texts at each grade level; e. Pacing guide; f. Interdisciplinary connections; g. Integration of 21st century skills through NJSLs 9; h. Integration of technology through the NJSLs; and i. Career education. 	4	0	1	

Instruction and Program		Bradley Beach			
Indicator	Grade Levels	Point Value	District Score Will be supplied by County Office	County Score Enter Actual Scores	Comments
<p>12. Social Studies curriculum and instruction are aligned to the NJLSL in accordance with the Department's curriculum implementation timeline and include the following: (N.J.A.C. 6A:8)</p> <ul style="list-style-type: none"> a. Curriculum designed and implemented to meet grade or grade-level expectations and graduation requirements; b. Integrated accommodations and modifications for special education students, English language learners, students at risk of school failure, gifted and talented students, and students with 504 plans; c. Assessments, including formative, summative, benchmark, and alternative assessments; d. List of core instructional and supplemental materials, including various levels of texts at each grade level; e. Pacing guide; f. Interdisciplinary connections; g. Integration of 21st century skills through NJLSL 9; h. Integration of technology through the NJLSL; i. Career education. j. Amistad Commission mandates* that curricula in kindergarten through grade 12 include the teaching of the African slave trade, slavery in America, the vestiges of slavery in this country, and the contributions of African Americans to this country; and k. Holocaust Commission mandates* that curricula in kindergarten through grade 12 address issues of bias, prejudice, and bigotry, including bullying, through the teaching of the Holocaust and genocide.* <p><i>Mandates can be met in content areas other than Social Studies. Being out of compliance with either mandate results in the loss of all points for Social Studies.</i></p>					
		4	0	1	
<p>13. World languages curricula and instruction are aligned to the NJLSL in accordance with the Department's curriculum implementation timeline and include the following: (N.J.A.C. 6A:8)</p>					

Instruction and Program		Bradley Beach			
Indicator	Grade Levels	Point Value	District Score Will be supplied by County Office	County Score Enter Actual Scores	Comments
	<ul style="list-style-type: none"> a. Curriculum designed and implemented to meet grade or grade-level expectations and graduation requirements; b. Integrated accommodations and modifications for special education students, English language learners, students at risk of school failure, gifted and talented students, and students with 504 plans; c. Assessments, including formative, summative, benchmark, and alternative assessments; d. List of core instructional and supplemental materials, including various levels of texts at each grade level; e. Pacing guide; f. Interdisciplinary connections; g. Integration of 21st century skills through NJSLs 9; h. Integration of technology through the NJSLs; and i. Career education. 	4	0	1	

Instruction and Program		Bradley Beach			Comments
Indicator	Grade Levels	Point Value	District Score Will be supplied by County Office	County Score Enter Actual Scores	
14. Comprehensive health and physical education curricula and instruction are aligned to the NJSL in accordance with the Department's curriculum implementation timeline and include the following: (N.J.A.C. 6A:8)	<ul style="list-style-type: none"> a. Curriculum designed and implemented to meet grade or grade-level expectations and graduation requirements; b. Integrated accommodations and modifications for special education students, English language learners, students at risk of school failure, gifted and talented students, and students with 504 plans; c. Assessments, including formative, summative, benchmark, and alternative assessments; d. List of core instructional and supplemental materials, including various levels of texts at each grade level; e. Pacing guide; f. Interdisciplinary connections; g. Integration of 21st century skills through NJSL 9; h. Integration of technology through the NJSL; and i. Career education. 	4	0	1	
15. Visual and performing arts curricula and instruction are aligned to the NJSL in accordance with the Department's curriculum implementation timeline and include the following: (N.J.A.C. 6A:8)	<ul style="list-style-type: none"> a. Curriculum designed and implemented to meet grade or grade-level expectations and graduation requirements; b. Integrated accommodations and modifications for special education students, English language learners, students at risk of school failure, gifted and talented students, and students with 504 plans; c. Assessments, including formative, summative, benchmark, and alternative assessments; d. List of core instructional and supplemental materials, including various levels of texts at each grade level; e. Pacing guide; f. Interdisciplinary connections; g. Integration of 21st century skills through NJSL 9; h. Integration of technology through the NJSL; and i. Career education. 	4	0	1	

Instruction and Program		Bradley Beach			
Indicator	Grade Levels	Point Value	District Score Will be supplied by County Office	County Score Enter Actual Scores	Comments
16. Policies and procedures exist to ensure a coordinated system for planning, delivering, measurement, and modification of intervention and referral services is implemented in each school by a multidisciplinary team to address the learning, behavioral, and health needs of all students. (N.J.A.C. 6A:16-8) This requirement may be fulfilled through implementation of the New Jersey Tiered System of Support (NJTSS) or other models such as Response to Intervention (RTI) and Multi-Tiered Systems of Support (MTSS). The system includes:					
a. A continuum of supports and interventions available in each school to support learning, behavior, and health needs; b. Action plans for interventions based on student data and desired outcomes; c. Professional development for multidisciplinary teams and staff who provide interventions; and d. Review and assessment of effectiveness of interventions (e.g., progress monitoring).					
		6	0	1	
Achievement Score Total		60	0	39	
Curriculum and Policy Total		40	0	40	
Instruction and Program Total		100	0	78.9	

NJQSAC District Performance Review - School Year 2020-21

Fiscal Management	Bradley Beach			
Indicator	Point Value	District Score Yes or N/A = 1 No = 0	County Score Yes or N/A = 1 No = 0	Comments
1. Monthly district board of education secretary's reports are completed and reconciled without exceptions and submitted to the district board of education within 60 days of the month's end for approval, pursuant to N.J.S.A. 18A:17-9.	6	0	1	
2. A standard operating procedures (SOP) manual for business functions is maintained, updated and implemented pursuant to N.J.A.C. 6A:23A-6.6. The SOP manual includes a system of internal controls in accordance with N.J.A.C. 6A:23A-6.4 to prevent the over-expenditure of line item accounts and to safeguard assets from theft and fraud and includes a section that details purchasing procedures.	8	0	1	
3. The annual audit of its Comprehensive Annual Financial Report (CAFR) and other supporting forms and collections (Auditor's Management Report (AMR), Federal Data Collection Form, and Audit Summary) have been filed by the due date set forth in N.J.S.A. 18A:23-1.	4	0	1	

NJQSAC District Performance Review - School Year 2020-21

Fiscal Management		Bradley Beach		
Indicator	Point Value	District Score Yes or N/A = 1 No = 0	County Score Yes or N/A = 1 No = 0	Comments
4. The school district:				
a. Implements a corrective action plan (CAP) that addresses all audit recommendations and is acceptable to the Department (as required);	4	0	1	
b. Reports no repeat audit findings of a substantive nature in the CAFR or AMR.	4	0	1	
c. Reports no material weaknesses or significant deficiencies in the CAFR or AMR.	4	0	1	
d. Ends the year with no deficit balances and no line item over-expenditures in the general fund, (on the budgetary basis of accounting) special revenue fund, capital projects fund, or debt service fund (other than permitted under State law and GAAP).	4	0	1	

NJQSAC District Performance Review - School Year 2020-21

Fiscal Management		Bradley Beach		
Indicator	Point Value	District Score Yes or N/A = 1 No = 0	County Score Yes or N/A = 1 No = 0	Comments
5. Entitlement and discretionary grants are managed and overseen as required. Specifically, the school district:				
a. Submits initial applications, revisions, and final reports for all entitlement and discretionary grants by published due dates and expends Federal funds consistent with the approved indirect cost rate and grant application.	2	0	1	
b. Budgets grant funds according to the approved application and spends grant funds as budgeted. Amendments and budget modifications are completed for charges that exceed the applicable threshold of 10 percent or for modifications that require opening new budget lines.	2	0	1	
c. Shows evidence of required consultations with nonpublic schools for each required State- and federally funded program and expends nonpublic school allocations as required. If funds are not expended for nonpublic school services, the school district specifies the reason the funds were not spent and provides evidence of consulting with nonpublic schools regarding the use of unexpended funds.	2	0	1	
d. Approves salaries funded by Federal grants as documented in district board of education minutes and maintains the required time and activity reports.	2	0	1	

NJQSAC District Performance Review - School Year 2020-21

Fiscal Management		Bradley Beach		
Indicator	Point Value	District Score Yes or N/A = 1 No = 0	County Score Yes or N/A = 1 No = 0	Comments
6. Proper oversight and accounting of capital projects accounted for in Fund 30 are provided. Specifically, the school district:				
a. Maintains separate accounting by project.	4	0	1	
b. Monitors the detailed accounts regularly and oversees change orders to ensure/certify funds are available.	4	0	1	
c. Spends within the authorized amount, unless proper approvals have been received to raise additional funds to augment the authorized amount.	4	0	1	
d. Conducts the proper fiscal close-out of completed projects, including proper transfer of interest earned annually to the debt service and/or general fund.	4	0	1	
7. Projects consistent with the approved long-range facilities plan are implemented, reviewed, and revised, pursuant to N.J.A.C. 6A:26-2.	2	0	1	
8. County office approval has been granted for emergent projects, pursuant to N.J.A.C. 6A:26-3.14.	2	0	1	

NJQSAC District Performance Review - School Year 2020-21

Fiscal Management		Bradley Beach		
Indicator	Point Value	District Score Yes or N/A = 1 No = 0	County Score Yes or N/A = 1 No = 0	Comments
9. Annual health and safety reviews:				
Have been conducted once per year in each building using the Annual Facilities Checklist -- Health and Safety Evaluation of School Buildings. (N.J.A.C. 6A:26-6.1, 6.2, 6.3, and 12 and 6A:19-6)	5	0	1	
10. A budget calendar that is developed and shared with the district board of education annually and that reflects all applicable legal and management requirements, pursuant to N.J.S.A. 18A:22-7, is followed. This development timeline includes input from all relevant programmatic staff for requirements and materials needed for teaching and student learning.	6	0	1	

NJQSAC District Performance Review - School Year 2020-21

Fiscal Management		Bradley Beach		
Indicator	Point Value	District Score Yes or N/A = 1 No = 0	County Score Yes or N/A = 1 No = 0	Comments
11. All persons employed as a buildings and grounds supervisor, as defined in N.J.S.A. 18A:17-49, possess a valid authorization from the Department to serve as a certified educational facilities manager.	4	0	1	
12. The transfer of funds during the budget year is made in accordance with N.J.S.A. 18A:22-8.1 and 8.2 and complies with all budgetary control provisions, pursuant to N.J.A.C. 6A:23A-16.10.	4	0	1	
13. Fiscal-year cash flow management for all funds is prepared and analyzed on a regular basis to ensure payments can be made on a prompt basis.	4	0	1	
14. Reimbursement requests for Federal grant awards are submitted in a timely manner for the actual amount of incurred expenditures.	4	0	1	
Fiscal Management Total	89	0	89	

NJQSAC District Performance Review - School Year 2020-21

Governance		Bradley Beach		
Indicator	Point Value	District Score Yes or N/A = 1 No = 0	County Score Yes or N/A = 1 No = 0	Comments
1. At least annually, and more frequently if required by changes in case law, regulation, or statute, the district board of education or the advisory board, reviews, updates, and adopts, by resolution, policies, procedures, and by-laws reflective of current statutory and regulatory authority. (N.J.S.A. 18A:11)	8	0	1	
2. The district board of education:				
a. Establishes a policy and a contract with the CSA to annually evaluate him or her based on the adoption of goals and performance measurements that reflect the highest priority is given to student achievement and attention is given to subgroup achievement and each new member has received training on CSA evaluation. N.J.S.A. 18A:17-20.3.	7	0	1	
b. Completes the CSA evaluation by July 1 in accordance with N.J.A.C. 6A:10-8.1(g).	6	0	1	
3. All new, renegotiated, amended, altered, or extended contracts for CSAs, deputy superintendents, assistant superintendents, and school business administrators are submitted to the executive county superintendent (ECS) for review and approval. The district board of education takes no formal action to approve or implement such contracts prior to ECS review and approval. (N.J.S.A. 18A:7-8 and N.J.A.C. 6A:23A-3.1)	6	0	1	

NJQSAC District Performance Review - School Year 2020-21

Governance	Bradley Beach			
Indicator	Point Value	District Score Yes or N/A = 1 No = 0	County Score Yes or N/A = 1 No = 0	Comments
4. The district board of education approves appointments and transfers, and removes or renews certificated and non-certificated officers and employees, only by a roll call majority vote of the district board of education's full membership upon the CSA's recommendation. (N.J.S.A. 18A:27-4.1 and N.J.A.C. 6A:32-4.1 and 4.7)	6	0	1	
5. The district board of education-approved corrective action plans are submitted for any finding or recommendation for all compliance-related reports, consolidated monitoring reports, financial audits, special education reports, etc. The school district has no outstanding monitoring or complaint investigation findings that exceed the required timelines for correction. There is no evidence of the school district not implementing the plan.	7	0	1	
6. The budgeting process and allocation of resources, including grant funding, are aligned with instructional priorities and student needs to provide for a thorough and efficient education as demonstrated by: (N.J.S.A. 18A:7F-6 and 46 and N.J.A.C. 6A:23A-8.1)				
a. Adoption and implementation of written policies and procedures for the budget and financial planning process that are integrated and aligned with school district priorities and planning objectives based on Statewide assessments and applicable strategic plans.	8	0	1	
b. Annually align fiscal goals and budget objectives with curricula that comply with the NJSLs.	8	0	1	

NJQSAC District Performance Review - School Year 2020-21

Governance		Bradley Beach		
Indicator	Point Value	District Score Yes or N/A = 1 No = 0	County Score Yes or N/A = 1 No = 0	Comments
7. The district board of education follows the budget process by: a. Conducting a public hearing on the proposed budget; b. Adopting the budget at a public meeting; c. Providing ongoing information on the budget's status and any revision(s) or emergent conditions; and d. Making the budget available for public notice and inspection. (N.J.S.A. 18A:22-7 and N.J.A.C. 6A:23A-8.1 and 8.2)	8	0	1	
8. The district board of education ensures compliance with all stakeholder engagement requirements pursuant to the Federal grant programs for which the school district receives funds, which shall include but not be limited to grant programs under the Elementary and Secondary Act, the Individuals with Disabilities Education Act, and the Carl D. Perkins Career and Technical Education Act.	6	0	1	
9. The district board of education has established programs and services for all English language learners (ELLs), pursuant to N.J.A.C. 6A:15.	7	0	1	
10. The district board of education implements the Open Public Meetings Act and there have been no findings of noncompliance since the last NJQSAC monitoring. (N.J.S.A. 10:4-6 et seq.)	3	0	1	

NJQSAC District Performance Review - School Year 2020-21

Governance		Bradley Beach		
Indicator	Point Value	District Score Yes or N/A = 1 No = 0	County Score Yes or N/A = 1 No = 0	Comments
11. The district board of education approves the monthly district board of education secretary's and treasurer's reports within 60 days of month's end and, in its minutes, certifies that major funds (general fund, special revenue, and capital projects fund) have not been over-expended. (N.J.A.C. 6A:23A-16.10(c))	6	0	1	
12. Minutes of all meetings, including executive sessions, reflect all district board of education actions and are publicly available within two weeks or by the next district board of education meeting. (N.J.S.A.18A:17-7)	6	0	1	
13. District board of education members and school administrators annually file a timely and properly completed financial and personal/relative disclosure statement. The district board of education annually discusses the School Ethics Act and no district board of education member or administrator has been found in violation of the School Ethics Act. (N.J.S.A. 18A:12-22 and 26)	5	0	1	
14. The district board of education ensures that all students have access to library media services that are connected to classroom studies under the direction of a certified Library Media Specialist. (N.J.A.C. 6A:13-2.1(h))	3	0	0	County Comment: The district doesn't have a certified Library Media Specialist.
Governance Total	100	0	97	

NJQSAC District Performance Review - School Year 2020-21

Operations		Bradley Beach			Comments
Indicator	Point Value	Yes or N/A = 1 No = 0	Yes or N/A = 1 No = 0	Comments	
1. The school district's NJSMART and educator evaluation data files:					
a. Have been certified by established deadlines and provide complete data; and	2	0	0	County Comments: Survey was not uploaded and certified by the due date and had a error rate of higher than 1.5 for the special education upload.	
b. Have an error rate of less than 1.5 percent for each file –inclusive of student sync errors.	3	0	0		
2. The school district's County District School (CDS) Information System data:					
a. Have been submitted by established deadlines and no evidence of changes not approved by the Department was reported since the last NJQSAC monitoring; and	1	0	1		
b. Have accurately maintained the required school contacts throughout the year and the school district has submitted to the Department for approval any change requiring district board of education action within five business days of the action.	3	0	1		
3. The school district has a data management process that includes:					
a. Identification of a school district data coordinator, school district contacts for all Department data submission applications, and an internal communication/information dissemination procedure;	2	0	1		
b. Submission of data collection applications via the Department's website by the established deadlines.	3	0	1		
4. The school district has policies and procedures that require the use of multiple sources of data to monitor student achievement and progress and to evaluate the effectiveness of programs, initiatives, and strategies.	3	0	1		

NJQSAC District Performance Review - School Year 2020-21

Operations		Bradley Beach		
Indicator	Point Value	Yes or N/A = 1 No = 0	Yes or N/A = 1 No = 0	Comments
5. The district board education adopts and annually distributes to staff, parents, and students, policies and procedures to address the equitable application of a code of student conduct that establishes expectations for academic achievement, behavior, and attendance. The policy provides comprehensive tiered behavioral supports and responses to violations that include positive disciplinary practices that minimize exclusionary practices, such as suspension and expulsion; and details students' due process rights. (N.J.A.C. 6A:16-7.1)	5	0	1	
6. Twice per year, the CSA presents to the district board of education a summary of violence, vandalism, substance abuse, and harassment, intimidation and bullying (HIB) incidents submitted on the Department's incident reporting system. The CSA or designee submits the final data verification to the Department by July 15. (N.J.A.C. 6A:16-5.3)	5	0	0	County Comment: the district did not provide documentation supporting the CSA submitted the final data verification to the department by the due date.
7. The school district implements a process to ensure the school safety/school climate team in each school, with support from the CSA: (1) reviews and takes action to strengthen school climate policies; (2) educates the community, including students, teachers, staff, and parents, to prevent HIB; (3) provides professional development opportunities that address effective practices of successful school climate programs or approaches; and (4) completes the HIB self-assessment. The CSA submits to the Department the statement of assurance and the district board of education approval date for the HIB self-assessment for each school in the school district by September 30. (N.J.S.A. 18A:17-46 and 18A:37-14 through 18 and N.J.A.C. 6A:16-7.7)	7	0	1	
8. The Uniform State Memorandum of Agreement Between Education and Law Enforcement Officials (MOA) has been signed within the past year. There have been no findings of noncompliance since the last NJQSAC monitoring. (N.J.A.C. 6A:16-6.2)	6	0	1	

NJQSAC District Performance Review - School Year 2020-21

Operations		Bradley Beach		
Indicator	Point Value	Yes or N/A = 1 No = 0	Yes or N/A = 1 No = 0	Comments
9. The comprehensive alcohol, tobacco, and other drug abuse program includes policies and procedures for the prevention, assessment, intervention, referral for evaluation, referral for treatment, discipline for students using alcohol or other drugs, and continuity of care and supports. (N.J.S.A. 18A:40A and N.J.A.C. 6A:16-3 and 4)	6	0	1	
10. Policies and procedures are established to review and resolve transportation incidents and ensure the safety of students by meeting Motor Vehicle Commission requirements for inspections by bus drivers and evacuation drills. The CSA presents to the district board of education evidence of completion of emergency exit drills. (N.J.A.C. 6A:27-11.1, 11.2, and 12)	6	0	1	
11. Policies and procedures are established to report potentially missing, abused, or neglected children to law enforcement and child welfare authorities; to appoint a school district liaison to law enforcement authorities; and to provide training to school district employees, volunteers, and interns on policies and procedures. There have been no findings of noncompliance since the last NJQSAC monitoring. (N.J.A.C. 6A:16-11)	6	0	1	
12. At least one certified school nurse is employed by the school district (not through a third-party contract). For medically fragile students who require one-to-one clinical nursing services, the school district uses a provider of clinical nursing services who appears on the New Jersey Department of Human Services' directory of private-duty nursing. The district board of education annually adopts a nursing services plan for each school that addresses sufficient nursing requirements and the needs of all students, including nonpublic school students. (N.J.A.C. 6A:16-2.1(b) and 2.5(j)(6))	8	0	1	

NJQSAC District Performance Review - School Year 2020-21

Operations		Bradley Beach		
Indicator	Point Value	Yes or N/A = 1 No = 0	Yes or N/A = 1 No = 0	Comments
13. Students removed for disciplinary reasons (e.g., suspension or expulsion) or for chronic or temporary illness have received educational services from a certified instructor who has completed the Department's criminal history record check within five days of a student's removal for disciplinary reasons or within five days after receipt of the school physician's verification of the need for home instruction due to chronic or temporary illness (e.g., home instruction/temporary hospital setting). (N.J.S.A. 18A:6-4, 13 and 7.1 and N.J.A.C. 6A:16-7.2, 7.3, and 10.1)	6	0	1	
14. Safety and security plans, procedures, and mechanisms are annually reviewed and revised in consultation with law enforcement, health, social service, and emergency management agencies and other community members, including parents. The CSA has verified in writing that the process has occurred. (N.J.A.C. 6A:16-5.1)	6	0	0	County Comments: The district did not verify that the review process occurred by the due date.
15. A security drill statement of assurance that accurately represents the monthly security drills were conducted is submitted no later June 30 each year to the Department. (N.J.S.A. 18A:4.1)	4	0	1	
16. The school district has a comprehensive equity plan (CEP) designed to eliminate discrimination according to age, race, creed, color, national origin, ancestry, marital status, affectional or sexual orientation, gender, religion, disability socioeconomic status, pregnancy, or parenthood that is approved by the Department. Additionally, the school district submits to the Department the annual CEP statement of assurance. (N.J.A.C. 6A:7-1.4)	6	0	1	
17. The district board of education has adopted policies and procedures that require regular attendance of students, expectations of timely arrival, daily attendance when school is in session, and responses to unexcused absences and lateness, and attempt to determine the cause and to provide tiered supports in maintaining regular attendance for all students. (N.J.A.C. 6A:16-7.6)	8	0	1	

NJQSAC District Performance Review - School Year 2020-21

Operations				
Bradley Beach				
Indicator	Point Value	Yes or N/A = 1 No = 0	Yes or N/A = 1 No = 0	Comments
Operations Total	96	0	80	

NJQSAC District Performance Review - School Year 2020-21

Personnel		Bradley Beach			Comments
Indicator	Point Value	Yes or No = 0	Yes or N/A = 1	Yes or N/A = 1 No = 0	
1. An audit of staff personnel files and other relevant school district records demonstrates that evaluation and staff development processes have occurred in accordance with N.J.A.C. 6A:9C and 6A:10 in the following categories:					
a. Teacher evaluation processes result in complete summative scores, measures of teacher practice, and measures of student growth (SGO and mSGP) (N.J.A.C. 6A:10- 2.4, 4.1, 4.2, 4.3, and 4.4);	100 percent of audited files meets indicators	8	0	1	County Comment: The district had two teachers that were NE as they left the district mid-year.
	95 to 99 percent of audited files meets indicators	4	0	0	
	Less than 95 percent of audited files meets indicators	0	0	0	
b. School leader evaluation processes result in complete summative scores, measures of principal practice, and measures of student growth (SGO, mSGP, administrator goals) (N.J.A.C. 6A:10- 2.4, 5.1, 5.2, 5.3, and 5.4);	100 percent of audited files meets indicators	6	0	1	
	95 to 99 percent of audited files meets indicators	3	0	0	
	Less than 95 percent of audited files meets indicators	0	0	0	
c. Evaluations of other certificated staff according to regulations (N.J.A.C. 6A:10- 2.2, 2.4, 2.5, 6.1, and 6.2);	100 percent of audited files meets indicators	4	0	1	County Comment: The district had one other certificated staff person that was NE as they transitioned to
	95 to 99 percent of audited files meets indicators	2	0	0	
	Less than 95 percent of audited files meets indicators	0	0	0	

NJQSAC District Performance Review - School Year 2020-21

d. Evaluation processes for all certificated staff have occurred, including evaluation training and evaluation conferences. (N.J.A.C. 6A:10-2.2)	4	0	1	
e. School improvement panels have been established in each school and are functioning in accordance with the TEACHNJ Act (N.J.S.A. 18A:6-120) and regulations (N.J.A.C. 6A:9C-5.3 and 6A:10-2.3, 2.5, 3.1, and 3.2); and	4	0	1	
f. Other evaluation structures and processes, including tenure charge proceedings conducted according to the TEACHNJ Act (N.J.S.A. 18A:6-11 and 17.3).	2	0	1	
2. The school district demonstrates supportive conditions for high-quality professional learning and development for teachers, educational services staff, and administrators, aligned to the components of professional development and the New Jersey standards for professional learning and as indicated by the following (N.J.A.C. 6A:9C and 6A:13-2):				
a. School schedules that include adequate and consistent time for teachers to work together in and across content areas and grade levels to examine student results and to collaborate on addressing student learning needs, such as through professional learning community (PLC) time (N.J.A.C. 6A:9C-3.2 and 3-3 and 6A:13-2.1).	5	0	1	
b. The school district-level PDP: <ul style="list-style-type: none"> • Details districtwide and school-level professional learning for active staff holding instructional teaching, educational services, and administrative certificates; • Incorporates professional learning that is sustained and job-embedded not exclusively one-time workshops; and • Addresses the NJSL and the professional standards for teachers and school leaders (N.J.A.C. 6A:8 and 6A:9) and is based on a variety of sources and types of student, educator, and system evidence, including educator evaluation data and school-level PDPs. (N.J.A.C. 6A:9C-4.2) 	5	0	1	
c. The school district allocates resources for educator professional learning and development (e.g. people, time, technology, money) that align to the school district's professional development needs, as stated in the PDP and mentoring plan, beyond the resources designated toward completion of State-mandated professional development topics.	5	0	1	

NJQSAC District Performance Review - School Year 2020-21

<p>d. The district mentoring plan: (N.J.A.C. 6A:9C-5)</p> <ul style="list-style-type: none"> • Details support for all non-tenured teachers in their first year of employment through, at minimum, an introduction to school district curricula, student assessment policies, and training on the school district's evaluation rubric; • Describes the process for selecting and assigning one-to-one mentors who meet State eligibility requirements to work with provisional teachers; • Describes how mentors are trained; and • Describes the process by which the administrative office oversees mentor payments. 	3	0	1	
<p>e. Documentation that verifies staff have completed professional development on State-mandated topics required for their assignments. (N.J.S.A. 18A and N.J.A.C. 6A)</p>	2	0	1	
<p>3. The district board of education has ensured the following staffing practices are followed for all staff requiring provisional certification:</p>				
<p>a. Any administrator or educational services staff employed under a certificate of eligibility with advanced standing (CEAS) or a certificate of eligibility (CE) has been registered in the appropriate residency program for his or her endorsement and the school district has applied to the Department's certification office for a provisional certificate before the residency period began. Any teacher with a CEAS or a CE or serving as a long-term substitute (for greater than 60 days) has been registered in the provisional teacher process within 60 days of beginning employment; (N.J.A.C. 6A:9B)</p>	3	0	1	
<p>b. Provisional staff are assigned a mentor, required mentor hours and/or residency hours are tracked, and evaluation is conducted; and (N.J.A.C. 6A:9B-8.4, 6A:9C-5, and 6A:10)</p>	3	0	1	
<p>c. Provisional staff seeking the standard license for teacher of students with disabilities and/or teacher of bilingual education submit annual transcripts from their educator preparation programs (EPPs) to allow school districts to track staff progress toward completion of required coursework. (N.J.A.C.6A:9A and 6A:9B)</p>	3	0	1	
<p>d. All school district-provided information required for a professional staff member to obtain a standard certificate is submitted to the Department within 30 days of the staff member becoming eligible for a standard license. (N.J.A.C. 6A:9B)</p>	2	0	1	

NJQSAC District Performance Review - School Year 2020-21

4. The district board of education has ensured the following staffing practices are followed:				
a. New employees have a successful criminal history record check prior to employment and are not disqualified for employment; (N.J.S.A. 18A:6-7.1 and 18A:39-19.1)	2	0	1	
b. Approved job descriptions are maintained for every certificated staff member. Certificated staff are appropriately certified for their assignment (N.J.A.C. 6A:9B); and	5	0	1	
c. Accurate staff attendance records are maintained at school district and school levels. The records include the type and date of absence and an analysis of attendance patterns. Any issue(s) identified through the analysis of staff attendance has been addressed in accordance with the district board of education's staff attendance policies.	5	0	1	
d. The length of service for substitute teachers is tracked and placement of substitutes is appropriate. (N.J.A.C. 6A:9B-7)	2	0	1	
5. The position control roster: (N.J.A.C. 6A:23A-6.8)				
a. Contains the employee name; date of hire; a permanent position tracking number for each employee; a control number for substitute teachers; a control number for overtime; a control number for extra pay; the status of the position (filled, vacant, abolished, etc.); an indication, when available, of whether an employee is retiring in the budget year or not being renewed, including associated costs such as contractual buyouts, severance pay, paid vacation, or sick days, etc.; base salary; step; longevity; guide; stipends by type; overtime; other extra compensation; the benefits paid by the school district, net of employee reimbursements or co-pays, by type of benefit and for FICA and Medicare; the position's full-time equivalent value by location; the date the position was filled; and the date the position was originally created by the district board of education (if the date the position was originally created is not available, the date the person currently filling that position was approved by the district board of education);	6	0	1	
b. Is accurate and up to date; and	5	0	1	
c. Reconciles with the budget.	4	0	1	
Personnel Total	88	0	88	

TO THE BOARD OF EDUCATION
BRADLEY BEACH BOARD OF ED
FUND 10

INTERIM BALANCE SHEET
04/30/21

ASSETS AND RESOURCES

ASSETS:

101	Cash In Bank		1,140,892.30
102-106	Cash and cash equivalents		.00
111	Investments		.00
116	Capital Reserve Account		125,000.00
117	Maintenance Reserve		26,325.00
118	Emergency Reserve		178,300.00
121	Tax levy receivable		1,123,520.00
	Accounts receivable:		
132	Interfund	.00	
141	Intergovernmental-state	182,070.49	
142	Intergovernmental-federal	.00	
143	Intergovernmental-other		
153, 154	Other (net uncollect. of)	.00	2,265.00
			184,335.49
	Loans receivable:		
131	Interfund	.00	
151, 152	Other (net uncollect. of)	.00	.00
	Other Current Assets		.00

RESOURCES:

301	Estimated revenues	7,209,011.00	
302	Less Revenues	-7,225,285.96	-16,274.96
	Total assets and resources		2,762,097.83

LIABILITIES AND FUND EQUITY

LIABILITIES:

421	Accounts payable		91,883.42
431	Contracts payable		.00
451	Loans payable		.00
	Other current liabilities		.00
	Total liabilities		91,883.42



TO THE BOARD OF EDUCATION
 BRADLEY BEACH BOARD OF ED
 FUND 10
 INTERIM BALANCE SHEET
 04/30/21

FUND BALANCE:

	Appropriated:			
753,754	Reserve for Encumbrances			1,451,435.28
	Reserved fund balance:			
761	Capital Reserve Account			125,000.00
764	Maintenance Reserve Account			26,325.00
765	Tuition Reserve Account			.00
766	Emergency Reserve Acct			178,300.00
762	Adult education program			.00
751,2,6X	Other Reserves			
601	Appropriations		7,656,711.00	
602	Less: Expenditures	5,798,920.94		
603	Encumbrances	1,451,435.28	-7,250,356.22	406,354.78
604	Increase in capital reserve			1,100.00
606	Increase in Maintenance Reserve			100.00
607	Increase in Emergency Reserve			.00
	Total appropriated			2,188,615.06
	Unappropriated:			
770	Fund balance July 1, 2020			914,083.35
303	Less-Budgeted fund balance			-432,484.00
307	Less-Bdgtd w/d frm Cap Rsv Elig			.00
309	Less Bdgtd w/d frm Cap Rsv Xcss			
310	Less Bdgtd w/d frm Maint Reserv			
311	Less Bdgtd w/d frm Tuition Rsv			
312	Less Bdgtd w/d frm Emergency Rs			
	Total fund balance			2,670,214.41
	Total liabilities and fund equity			<u>2,762,097.83</u>



TO THE BOARD OF EDUCATION
 BRADLEY BEACH BOARD OF ED
 FUND 10
 INTERIM BALANCE SHEET
 04/30/21

RECAPITULATION OF FUND BALANCE

	BUDGETED	ACTUAL	VARIANCE
Appropriations	7,656,711.00	7,250,356.22	406,354.78
Less Revenues	7,209,011.00	7,225,285.96	-16,274.96
Subtotal	447,700.00	25,070.26	422,629.74
Change in Capital Reserve Account:			
Plus-Increase in reserve	1,100.00		1,100.00
Less-Withdrawl from Reserve-Elig costs	.00		.00
Less-Withdrawl from Resv-Excess costs	.00		
Change in Maintenance Reserve Account			
Plus-Increase in Reserve	100.00		100.00
Less-Withdrawl from Reserve	.00		.00
Change in Tuition Reserve Account			
Less-Withdrawl from Reserve	.00		.00
Change in Emergency Reserve Acct			
Plus-Increase in Reserve	.00		.00
Less-Withdrawl from Reserve	.00		
Sub Total	448,900.00		423,829.74
Less: Adjustment Prior Year Encumbrances	-16,416.00	-16,416.00	
Budgeted Fund Balance	<u>432,484.00</u>	<u>8,654.26</u>	<u>.00</u>



TO THE BOARD OF EDUCATION
BRADLEY BEACH BOARD OF ED
FUND 20
INTERIM BALANCE SHEET
04/30/21

ASSETS AND RESOURCES

ASSETS:

101	Cash In Bank		-6,973.27
102-106	Cash and cash equivalents		.00
111	Investments		.00
116	Capital Reserve Account		.00
	Accounts receivable:		
132	Interfund	.00	
141	Intergovernmental-state	.01	
142	Intergovernmental-federal	.00	
143	Intergovernmental-other		
153, 154	Other (net uncollect. of)	.00	.01
131	Interfund loans receivable		.00
	Other Current Assets		.00

RESOURCES:

301	Estimated revenues	808,483.20	
302	Less Revenues	-610,023.61	198,459.59
	Total assets and resources		<u>191,486.33</u>

LIABILITIES AND FUND EQUITY

LIABILITIES:

411	Intergovt accts payable -state		.00
412	Intergovt accts payable - federal		.00
421	Accounts payable		4,619.00
402	Interfund accounts payable		.00
431	Contracts payable		.00
451	Loans payable		.00
481	Deferred revenues		918.33
	Other current liabilities		.00
	Total liabilities		<u>5,537.33</u>



TO THE BOARD OF EDUCATION
 BRADLEY BEACH BOARD OF ED
 FUND 20
 INTERIM BALANCE SHEET
 04/30/21

FUND BALANCE:

	Appropriated:				
753	Reserve for Encumbrances Curr Y			108,823.26	
754	Reserve for Encumbrances Prior \			.00	
	Reserved fund balance:				
761	Capital Reserve Account		.00		
604	Increase in capital reserve				
307	Budget withdrawl frm cap reserve			.00	
601	Appropriations		808,483.20		
602	Less: Expenditures	622,534.20			
603	Encumbrances	108,823.26	-731,357.46	77,125.74	
	Total fund balance				185,949.00
	Total liabilities and fund equity				<u>191,486.33</u>



TO THE BOARD OF EDUCATION
 BRADLEY BEACH BOARD OF ED
 FUND 30
 INTERIM BALANCE SHEET
 04/30/21

ASSETS AND RESOURCES

ASSETS:

101	Cash In Bank	.00
102-106	Cash and cash equivalents	.00
105	Cash With Fiscal Agents	.00
111	Investments	.00
	Accounts receivable:	
132	Interfund	.00
141	Intergovernmental-state	
142	Intergovernmental-federal	
153, 154	Other (net uncollect. of)	.00
131	Interfund loans receivable	.00
161	Bonds proceeds receivable	.00
	Other Current Assets	.00

RESOURCES:

301	Estimated revenues	.00
302	Less Revenues	.00
	Total assets and resources	.00

LIABILITIES AND FUND EQUITY

LIABILITIES:

421	Accounts payable	.00
402	Interfund accounts payable	.00
431	Contracts payable	.00
432	Construct conctrcts payble-retain %	.00
433	Construction contracts payable	.00
451	Loans payable	.00
	Other current liabilities	.00
	Total liabilities	.00



TO THE BOARD OF EDUCATION
 BRADLEY BEACH BOARD OF ED
 FUND 30
 INTERIM BALANCE SHEET
 04/30/21

FUND BALANCE:

	Appropriated:		
753,754	Reserve for Encumbrances		.00
751,26X	Other Reserves		.00
601	Appropriations	.00	
602	Less: Expenditures	.00	
603	Encumbrances	.00	.00
	Total appropriated		
	Unappropriated:		
770	Fund balance July 1, 2020		.00
303	Less-Budgeted fund balance		
	Total fund balance		.00
	Total liabilities and fund equity		.00



TO THE BOARD OF EDUCATION
 BRADLEY BEACH BOARD OF ED
 FUND 40
 INTERIM BALANCE SHEET
 04/30/21

ASSETS AND RESOURCES

ASSETS:

101	Cash In Bank		137,461.57
102-106	Cash and cash equivalents		.00
105	Cash With Fiscal Agents		.00
111	Investments		.00
119	Debt Service Reserve		.00
121	Tax levy receivable		31,698.00
	Accounts receivable:		
132	Interfund	.00	
141	Intergovernmental-state		
153, 154	Other (net uncollect. of)	.00	.00
	Other Current Assets		.00

RESOURCES:

301	Estimated revenues	178,300.00	
302	Less Revenues	-178,300.00	.00
	Total assets and resources		169,159.57

LIABILITIES AND FUND EQUITY

LIABILITIES:

455	Interest payable		.00
441	Matured bonds payable		.00
	Other current liabilities		.00
	Total liabilities		.00



TO THE BOARD OF EDUCATION
 BRADLEY BEACH BOARD OF ED
 FUND 40
 INTERIM BALANCE SHEET
 04/30/21

FUND BALANCE:

	Appropriated:			
767	Debt Service Reserve Acct		.00	
751,2,6X	Other Reserves			
601	Appropriations	178,307.00		
602	Less: Expenditures	-9,150.00	169,157.00	
608	Increase in Debt Service Reserve		.00	
	Unappropriated:			
770	Fund balance July 1, 2020		9.57	
303	Less-Budgeted fund balance		-7.00	
313	Less Bdgtd w/d frm Debt Svs Rsv		.00	
	Total fund balance			169,159.57
	Total liabilities and fund equity			169,159.57
				<hr/>
	Change in Debt Service Reserve Acct			
	Plus-Increase in Reserve	.00		.00
	Less-Withdrawl from Reserve	.00		
	Sub Total	.00		



REPORT OF THE SECRETARY TO THE BOARD OF EDUCATION
DISTRICT: BRADLEY BEACH BOARD OF ED
FUND 10
INTERIM STATEMENT
COMPARING BUDGETED REVENUE WITH ACTUAL TO DATE AND
APPROPRIATIONS WITH EXPENDITURES AND ENCUMBERANCES TO DATE
FOR TEN MONTH PERIOD ENDING 04/30/2021

		Budgeted Estimated	Actual To Date	Note: Over or (Under)	Unrealized Balance
REVENUE					
CURRENT EXPENSE					
52XX	From transfers	.00	.00	.00	.00
51XX	Sale of bonds	.00	.00	.00	.00
1XXX	From local sources	6,349,790.00	6,363,383.96	.00	-13,593.96
2XXX	From intermediate sources	.00	.00	.00	.00
3XXX	From state sources	859,221.00	861,902.00	.00	-2,681.00
4XXX	From federal sources	.00	.00	.00	.00
TOTAL REVENUE/SOURCES OF FUNDS		7,209,011.00	7,225,285.96	.00	-16,274.96

		Appropriations	Expenditures	Encumbrance	Avail Balance
EXPENDITURES					
CURRENT EXPENSE					
11-1XX-100-XXX	Regular programs-instruction	2,829,908.00	2,149,484.08	578,193.85	102,230.07
11-2XX-100-XXX	Special education-instruction	1,000.00	.00	.00	1,000.00
11-230-100-XXX	Basic skills-remedial-instruction	.00	.00	.00	.00
11-240-100-XXX	Bilingual education-instruction	112,749.00	83,058.09	23,880.34	5,810.57
11-3XX-100-XXX	Voc.programs-local-instruction	.00	.00	.00	.00
11-401-100-XXX	School-spons. cocurr. activ. instr.	43,795.00	18,487.33	2,770.67	22,537.00
11-402-100-XXX	School-spons. athletics-instruction	44,014.00	4,299.66	6,932.82	32,781.52
11-421-XXX-XXX	Before/After School Programs	8,100.00	.00	.00	8,100.00
11-422-XXX-XXX	Summer School	23,535.00	22,220.00	1,315.00	.00
11-423-XXX-XXX	Alternative Education Programs	.00	.00	.00	.00
11-424-XXX-XXX	Other Supplemental/At-Risk Prgms	.00	.00	.00	.00
11-4XX-100-XXX	Other instructional prog.-instr.	.00	.00	.00	.00
11-800-330-XXX	Community service programs/operatio	.00	.00	.00	.00
UNDISTRIBUTED EXPENDITURES					
11-000-100-XXX	Instruction	1,918,901.00	1,446,748.22	435,393.69	36,759.09
11-000-211-XXX	Attendance and social work services	76,528.00	62,641.86	11,959.61	1,926.53
11-000-213-XXX	Health services	114,013.00	90,436.00	23,140.01	436.99
11-000-216-XXX	Related Services	127,620.00	97,435.01	28,486.02	1,698.97
11-000-217-XXX	Extraordinary Services	157,574.00	117,744.38	32,088.13	7,741.49
11-000-218-XXX	Other support services-stud-regular	57,684.00	45,168.18	11,780.91	734.91
11-000-219-XXX	Other support serv - stud-spec-serv	196,180.00	160,225.85	33,448.81	2,505.34
11-000-221-XXX	Improvmnt of inst/supp serv inst sf	122,974.00	98,121.20	22,052.80	2,800.00
11-000-222-XXX	Educational media serv/schl library	.00	.00	.00	.00
11-000-223-XXX	Staff Training Services	6,000.00	3,534.38	.00	2,465.62
11-000-230-XXX	Supp. serv.- general administration	289,957.00	226,544.45	34,421.57	28,990.98
11-000-240-XXX	Supp. serv. - school administration	9,513.00	7,165.70	1,352.20	995.10
11-000-251-XXX	Supp. serv. - Central Services	199,710.00	168,618.35	30,433.57	658.08
11-000-252-XXX	Supp. serv. - Admin Info Technology	33,740.00	29,299.56	3,946.54	493.90
11-000-261-XXX	Allowable Maint. for School Fac.	187,525.00	166,051.22	12,322.97	9,150.81
11-000-262-XXX	Custodial Services	477,609.00	368,355.90	82,903.50	26,349.60
11-000-263-XXX	Care and Upkeep of Grounds	.00	.00	.00	.00
11-000-266-XXX	Security	11,000.00	3,641.52	3,480.00	3,878.48
11-000-270-XXX	Student transportation services	180,585.00	80,280.36	47,185.91	53,118.73
11-000-290-XXX	Other support services	.00	.00	.00	.00
11-000-291-XXX	Unallocated Benefits	221,270.00	196,032.09	16,237.91	9,000.00
11-000-310-XXX	Food services	27,000.00	27,000.00	.00	.00



REPORT OF THE SECRETARY TO THE BOARD OF EDUCATION
 DISTRICT: BRADLEY BEACH BOARD OF ED
 FUND 10
INTERIM STATEMENT
 COMPARING BUDGETED REVENUE WITH ACTUAL TO DATE AND
 APPROPRIATIONS WITH EXPENDITURES AND ENCUMBERANCES TO DATE
 FOR TEN MONTH PERIOD ENDING 04/30/2021

11-000-500-56X	Transfer of funds to Chtr Schls	57,000.00	11,381.75	1,427.25	44,191.00
11-000-515-XXX	Retirement of ERIP Liability	.00	.00	.00	.00
11-000-520-XXX	Transfers to other funds	.00	.00	.00	.00
	Total general current expense				
	expenditures/uses of funds	7,535,484.00	5,683,975.14	1,445,154.08	406,354.78



REPORT OF THE SECRETARY TO THE BOARD OF EDUCATION
DISTRICT: BRADLEY BEACH BOARD OF ED
FUND 10
INTERIM STATEMENT
COMPARING BUDGETED REVENUE WITH ACTUAL TO DATE AND
APPROPRIATIONS WITH EXPENDITURES AND ENCUMBERANCES TO DATE
FOR TEN MONTH PERIOD ENDING 04/30/2021

EXPENDITURES	cont'd:	Appropriations	Expenditures	Encumbrance	Avail Balance
CAPITAL OUTLAY					
12-XXX-XXX-73X	Equipment	70,565.00	66,450.00	4,115.00	.00
12-4XX-400-780	Infrastructure	.00	.00	.00	.00
12-000-4XX-XXX	Facilities acquis. & Const serv	50,662.00	48,495.80	2,166.20	.00
12-000-520-93X	Transfers	.00	.00	.00	.00
	Total capital outlay expenditures/ uses of funds	121,227.00	114,945.80	6,281.20	.00
SPECIAL SCHOOL					
13-422-100-XXX	Summer school-instruction	.00	.00	.00	.00
13-422-200-XXX	Summer school-support services	.00	.00	.00	.00
113-4XX-100-XXX	Other spec. schools-instruction	.00	.00	.00	.00
13-4XX-200-XXX	Other spec. schools-support serv	.00	.00	.00	.00
13-601-200-XXX	Accr. evening/adult H.S. p/g sup svc	.00	.00	.00	.00
13-602-100-XXX	Adult education-local-instruction	.00	.00	.00	.00
13-602-200-XXX	Adult education-local-support serv	.00	.00	.00	.00
13-629-100-XXX	Vocational evening-local-instruction	.00	.00	.00	.00
13-631-100-XXX	Evening school foreign born lcl-inst	.00	.00	.00	.00
13-631-200-XXX	Evening school foreign born lcl-ssvc	.00	.00	.00	.00
13-000-520-XXX	Transfers	.00	.00	.00	.00
	Total special schools expenditures/uses of funds	.00	.00	.00	.00
TOTAL FUNDS 11-13 EXPENDITURES		7,656,711.00	5,798,920.94	1,451,435.28	406,354.78
ARRA ESF FND16					
16-1XX-100-XXX	Distributed Expenditures	.00	.00	.00	.00
16-2XX-100-XXX	Special Ed Programs	.00	.00	.00	.00
16-4XX-100-XXX	School Sponsored Activities	.00	.00	.00	.00
16-8XX-100-XXX	Community Services	.00	.00	.00	.00
16-000-XXX-XXX	Undistributed Expenses	.00	.00	.00	.00
	TOTAL FUND 16	.00	.00	.00	.00
ARRA GSF FND17					
17-1XX-100-XXX	Distributed Expenditures	.00	.00	.00	.00
17-2XX-100-XXX	Special Ed Programs	.00	.00	.00	.00
17-4XX-100-XXX	School Sponsored Activities	.00	.00	.00	.00
17-8XX-100-XXX	Community Services	.00	.00	.00	.00
17-000-XXX-XXX	Undistributed Expenses	.00	.00	.00	.00
	Total Fund 17	.00	.00	.00	.00
TOTAL FUNDS 16&17 EXPENDITURES		.00	.00	.00	.00
TOTAL FUNDS 11-19 EXPENDITURES		7,656,711.00	5,798,920.94	1,451,435.28	406,354.78



REPORT OF THE SECRETARY TO THE BOARD OF EDUCATION
DISTRICT: BRADLEY BEACH BOARD OF ED
FUND 20
INTERIM STATEMENT
COMPARING BUDGETED REVENUE WITH ACTUAL TO DATE AND
APPROPRIATIONS WITH EXPENDITURES AND ENCUMBERANCES TO DATE
FOR TEN MONTH PERIOD ENDING 04/30/2021


		Budgeted Estimated	Actual To Date	Note: Over or (Under)	Unrealized Balance
REVENUE					
52XX	From transfers	.00	.00	.00	.00
1XXX	From local sources	5,057.74	4,139.41	.00	918.33
2XXX	From intermediate sources	.00	.00	.00	.00
3XXX	From state sources	334,275.00	267,424.00	.00	66,851.00
4XXX	From federal sources	469,150.46	338,460.20	.00	130,690.26
TOTAL REVENUE/SOURCES OF FUNDS		808,483.20	610,023.61	.00	198,459.59
		Appropriations	Expenditures	Encumbrance	Avail Balance
EXPENDITURES					
20-00X-09X	Local Projects	5,057.74	4,659.07	374.02	24.65
20-290-309	Other Special Projects	.00	.00	.00	.00
State Projects:					
20-211	Early Childhood Prog Aid	.00	.00	.00	.00
20-212	Demonstrably Eff Prog Aid	.00	.00	.00	.00
20-213	Distance Learning Network Aid	.00	.00	.00	.00
20-214	Instructional Supplemental Aid	.00	.00	.00	.00
20-217	Targeted At Risk Aid	.00	.00	.00	.00
20-218	Preschool Education	334,275.00	271,306.16	58,968.84	4,000.00
20-501	Nonpublic Textbooks	.00	.00	.00	.00
20-502-505	Nonpublic Auxilliary Services	.00	.00	.00	.00
20-506-508	Nonpublic Handicapped Services	.00	.00	.00	.00
20-509	Nonpublic Nursing Services	.00	.00	.00	.00
20-510	Nonpublic Technology	.00	.00	.00	.00
20-603-618	Adult Education	.00	.00	.00	.00
20-331-360	Vocational Education State	.00	.00	.00	.00
	Other Special Projects State	.00	.00	.00	.00
	Total State Projects	334,275.00	271,306.16	58,968.84	4,000.00
Federal Projects:					
20-231-239	NCLB Title I	150,235.20	84,207.81	19,885.40	46,141.99
20-260-269	NCLB Title V & VI	.00	.00	.00	.00
20-250-259	I.D.E.A. Part B (Handicapped)	143,790.16	94,523.16	28,468.00	20,799.00
20-361-399	P.L. 101-392 (Voc. Education)	.00	.00	.00	.00
20-619-628	P.L.91-230 (Adlt Basic Education)	.00	.00	.00	.00
	Other Special Projects Federal	28,909.10	21,622.00	1,127.00	6,160.10
	Total Federal Projects	322,934.46	200,352.97	49,480.40	73,101.09
	Total Expenditures	662,267.20	476,318.20	108,823.26	77,125.74



REPORT OF THE SECRETARY TO THE BOARD OF EDUCATION
DISTRICT: BRADLEY BEACH BOARD OF ED
FUND 30
INTERIM STATEMENT
COMPARING BUDGETED REVENUE WITH ACTUAL TO DATE AND
APPROPRIATIONS WITH EXPENDITURES AND ENCUMBERANCES TO DATE
FOR TEN MONTH PERIOD ENDING 04/30/2021

		Budgeted Estimated	Actual To Date	Note: Over or (Under)	Unrealized Balance
REVENUE					
51XX	Sale of bonds	.00	.00	.00	.00
52XX	Transfer from other funds	.00	.00	.00	.00
	Other	.00	.00	.00	.00
	TOTAL REVENUE/SOURCES OF FUNDS	.00	.00	.00	.00
		Appropriations	Expenditures	Encumbrance	Avail Balance
EXPENDITURES					
30-XXX-XXX-73X	Equipment	.00	.00	.00	.00
	Facilities acquisition and constr serv:				
30-000-4XX-100	Salaries	.00	.00	.00	.00
30-000-4XX-331	Legal Services	.00	.00	.00	.00
30-000-4XX-390	Other purchased prof. & tech. serv.	.00	.00	.00	.00
30-000-4XX-450	Construction services	.00	.00	.00	.00
30-000-4XX-610	General supplies	.00	.00	.00	.00
30-000-4XX-710	Land and improvements	.00	.00	.00	.00
30-000-4XX-722	Bldgs other than lease pur agrmnts	.00	.00	.00	.00
30-000-4XX-8XX	Other objects	.00	.00	.00	.00
	Total fac. acq. and constr. serv.	.00	.00	.00	.00
	Total expenditures	.00	.00	.00	.00
30-000-520-93X	Transfer to other funds	.00	.00	.00	.00
	Total expenditures and transfers	.00	.00	.00	.00

Prepared and submitted by:



Board Secretary



Date




REPORT OF THE SECRETARY TO THE BOARD OF EDUCATION
DISTRICT: BRADLEY BEACH BOARD OF ED
FUND 40
INTERIM STATEMENT
COMPARING BUDGETED REVENUE WITH ACTUAL TO DATE AND
APPROPRIATIONS WITH EXPENDITURES AND ENCUMBERANCES TO DATE
FOR TEN MONTH PERIOD ENDING 04/30/2021

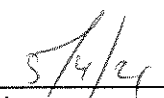
	Budgeted Estimated	Actual To Date	Note: Over or (Under)	Unrealized Balance
REVENUE				
51XX	.00	.00	.00	.00
52XX	.00	.00	.00	.00
Local Sources:				
1210	178,300.00	178,300.00	.00	.00
40-1XXX	.00	.00	.00	.00
	178,300.00	178,300.00	.00	.00
State Sources:				
3160	.00	.00	.00	.00
3251	.00	.00	.00	.00
3252	.00	.00	.00	.00
3253	.00	.00	.00	.00
	.00	.00	.00	.00
TOTAL REVENUE/SOURCES OF FUNDS	178,300.00	178,300.00	.00	.00

	Appropriations	Expenditures	Encumbrance	Avail Balance
EXPENDITURES				
40-000-515-XXX	.00	.00	.00	.00
Debt Service - Regular				
40-701-510-723	.00	.00	.00	.00
40-701-510-830	.00	.00	.00	.00
40-701-510-833	.00	.00	.00	.00
40-701-510-834	18,307.00	9,150.00	.00	9,157.00
40-701-510-835	.00	.00	.00	.00
40-701-510-910	160,000.00	.00	.00	160,000.00
40-701-510-920	.00	.00	.00	.00
	178,307.00	9,150.00	.00	169,157.00
Additional State School Bldg. Aid-C.177				
40-702-510-830	.00	.00	.00	.00
40-702-510-910	.00	.00	.00	.00
	.00	.00	.00	.00
Additional State School Bldg. Aid-C.10				
40-703-510-830	.00	.00	.00	.00
40-703-510-910	.00	.00	.00	.00
	.00	.00	.00	.00
Additional State School Bldg. Aid-C.74				
40-704-510-830	.00	.00	.00	.00
40-704-510-910	.00	.00	.00	.00
	.00	.00	.00	.00
	178,307.00	9,150.00	.00	169,157.00
40-000-520-930	.00	.00	.00	.00
	178,307.00	9,150.00	.00	169,157.00

Prepared and submitted by:



Board Secretary



Date



REPORT OF THE SECRETARY
TO THE BOARD OF EDUCATION
BRADLEY BEACH BOARD OF ED
FUND 10

SCHEDULE OF REVENUES

ACTUAL COMPARED TO ESTIMATED
04/30/21

	Estimated	Actual	Unrealized
51XX Bond Principal ERIP	.00	.00	.00
52XX Transfers from other funds	.00		.00
LOCAL SOURCES:			
1210 Local Tax Levy	6,319,790.00	6,319,790.00	.00
1211 Local Tax Levy - Capital Resrv Incrs	.00	.00	.00
121X Other Local Sources	.00		.00
12XX Other governmental units	.00		.00
131X Tuition-from individuals	15,250.00	19,062.50	-3,812.50
132X -from other LEA'S within NJ	.00	.00	.00
1330-1340 -other	.00		.00
142X Transp.-from other LEA's within NJ	.00		.00
1430-1440 -other	.00		.00
1XXX Miscellaneous	14,750.00	24,531.46	-9,781.46
TOTAL	6,349,790.00	6,363,383.96	-13,593.96
2XXX INTERMEDIATE SOURCES	.00	.00	.00
STATE SOURCES			
3110 Foundation Aid	.00	.00	.00
3111 Core Curric Std. Aid	.00		.00
3112 Addtnl Core Curr Std. Aid	.00		.00
3113 Addtnl Suppmnt Core Curr Aid	.00		.00
3114 Abbot Parity Remedy Aid	.00		.00
3115 Addtnl Abbot vs Burke Aid	.00		.00
3116 School Choice Aid	.00		.00
3117 School Choice Stabilization Aid	.00		.00
3118 Discretionary Ed OpportunityAid	.00		.00
312X Transportation Aid	85,575.00	85,575.00	.00
313X Special Education Aid	221,110.00	223,791.00	-2,681.00
314X Bilingual Aid	.00	.00	.00
315X Aid for At-Risk Pupils	.00		.00
317X Transition Aid	552,536.00	552,536.00	.00
318X NEW Aid	.00	.00	.00
3191 Public School Law Enforcement	.00		.00
3193 Teacher Quality Employment Act	.00		.00
3194 Capital Grant Entitlement Program	.00		.00
3195 Consolidated Aid	.00		.00
3196 Additional Formula Aid	.00		.00
3197 Full Day Kindgtn Spl Aid	.00		.00
3XXX Other State Aids	.00		.00
TOTAL	859,221.00	861,902.00	-2,681.00



REPORT OF THE SECRETARY
TO THE BOARD OF EDUCATION
BRADLEY BEACH BOARD OF ED
FUND 10

SCHEDULE OF REVENUES

ACTUAL COMPARED TO ESTIMATED
04/30/21

FEDERAL SOURCES:				
4100	P.L.81-874 (IMPACT)	.00	.00	.00
4200	Medical Reimbursement	.00		.00
4522	Fund 18 Jobs Fund	.00		.00
	TOTAL	.00		.00
	TOTAL REVENUES/SOURCES OF FUNDS	7,209,011.00	7,225,285.96	-16,274.96



REPORT OF THE SECRETARY
TO THE BOARD OF EDUCATION
BRADLEY BEACH BOARD OF ED
FUND 10
STATEMENT OF APPROPRIATIONS

COMPARED WITH EXPENDITURES AND ENCUMBERANCES
04/30/21

	Appropriations	Expenditures	Encumbrances	Balance	
Regular programs - Instruction					
11-105-100-101	Pre/Kindgtn salaries of teachers	61,535.00	39,557.00	13,322.00	8,656.00
11-105-100-2XX	Allocated Benefits	10,884.00	3,702.40	7,181.60	.00
11-110-100-101	Kindergarten Salaries of teachers	149,860.00	113,048.00	30,137.00	6,675.00
11-110-100-2XX	Allocated Benefits	25,220.00	9,556.74	1,961.26	13,702.00
11-120-100-101	Grades 1-5 salaries of teachers	1,123,539.00	883,681.98	236,457.02	3,400.00
11-120-100-2XX	Allocated Benefits	320,964.00	242,371.66	78,592.34	.00
11-130-100-101	Grades 6-8 salaries of teachers	784,853.00	603,496.58	160,334.42	21,022.00
11-130-100-2XX	Allocated Benefits	200,842.00	157,284.40	43,557.60	.00
	Total Instruction	2,677,697.00	2,052,698.76	571,543.24	53,455.00
Home Instruction:					
11-150-100-101	Salaries of teachers	1,000.00	.00	.00	1,000.00
	Total Home Instr	1,000.00	.00	.00	1,000.00
Regular programs - undis. instr.:					
11-190-100-2XX	Allocated Benefits	13,000.00	13,000.00	.00	.00
11-190-100-5XX	Other purchased services	14,770.00	966.00	1,334.00	12,470.00
11-190-100-610	General supplies	76,325.00	47,354.99	163.07	28,806.94
11-190-100-8XX	Other objects	47,116.00	35,464.33	5,153.54	6,498.13
	Total Reg Prog-Undist	151,211.00	96,785.32	6,650.61	47,775.07
	Total Regular Progs	2,829,908.00	2,149,484.08	578,193.85	102,230.07
SPECIAL EDUCATION - PROGRAMS					
Neurologically impaired					
Multiply handicapped:					
Resource room:					
Autistic:					
Preschool handicapped-full-time:					
Home instruction:					
11-219-100-101	Salaries of teachers	1,000.00	.00	.00	1,000.00
	Total	1,000.00	.00	.00	1,000.00
	Total Special Education-Instruction	1,000.00	.00	.00	1,000.00



REPORT OF THE SECRETARY
TO THE BOARD OF EDUCATION
BRADLEY BEACH BOARD OF ED
FUND 10
STATEMENT OF APPROPRIATIONS

COMPARED WITH EXPENDITURES AND ENCUMBERANCES
04/30/21

	Appropriations -----	Expenditures -----	Encumbrances -----	Available Balance -----
Basic skills/remedial - Instruction				
Bilingual education - Instruction				
11-240-100-101 Salaries of teachers	96,843.00	69,005.02	22,136.98	5,701.00
11-240-100-2XX Allocated Benefits	15,476.00	13,704.80	1,743.36	27.84
11-240-100-610 General supplies	430.00	348.27	.00	81.73
Total	112,749.00	83,058.09	23,880.34	5,810.57
School spons.cocurricular activities-Instruction				
11-401-100-1XX Salaries	34,940.00	12,229.33	2,770.67	19,940.00
11-401-100-6XX Supplies and materials	250.00	.00	.00	250.00
11-401-100-8XX Other objects	8,605.00	6,258.00	.00	2,347.00
Total	43,795.00	18,487.33	2,770.67	22,537.00
School sponsored athletics-Instruct.				
11-402-100-1XX Salaries	26,014.00	3,099.66	6,200.34	16,714.00
11-402-100-5XX Purchased services	15,000.00	1,200.00	.00	13,800.00
11-402-100-6XX Supplies and materials	3,000.00	.00	732.48	2,267.52
Total	44,014.00	4,299.66	6,932.82	32,781.52
Before/After School Programs - Instruction				
11-421-100-1XX Salaries	8,100.00	.00	.00	8,100.00
Total	8,100.00	.00	.00	8,100.00
Summer School - Instruction				
11-422-100-1XX Salaries	23,535.00	22,220.00	1,315.00	.00
Total	23,535.00	22,220.00	1,315.00	.00
Other Instructional programs - Instruction				
Total Distributed Expenditures	3,063,101.00	2,277,549.16	613,092.68	172,459.16



REPORT OF THE SECRETARY
TO THE BOARD OF EDUCATION
BRADLEY BEACH BOARD OF ED
FUND 10
STATEMENT OF APPROPRIATIONS

COMPARED WITH EXPENDITURES AND ENCUMBERANCES
04/30/21

		Appropriations	Expenditures	Encumbrances	Available Balance
		-----	-----	-----	-----
UNDISTRIBUTED EXPENDITURES					
Instruction					
11-000-100-561	Tuition LEAs w/i state - reg.	1,350,000.00	1,002,864.80	321,248.64	25,886.56
11-000-100-562	Tuition LEAs w/i state - spec.	301,000.00	208,102.17	85,962.63	6,935.20
11-000-100-563	Tuition to co.voc.sch. dist-reg.	62,650.00	50,880.00	11,770.00	.00
11-000-100-564	Tuition to co voc schl dist-spec and regional day schools	42,000.00	33,600.00	8,400.00	.00
11-000-100-566	Tuit-priv.sch.handi.w/i state	163,251.00	151,301.25	8,012.42	3,937.33
	Total	1,918,901.00	1,446,748.22	435,393.69	36,759.09
Attendance and social work services					
11-000-211-1XX	Salaries	44,839.00	34,999.97	7,934.03	1,905.00
11-000-211-2XX	Allocated Benefits	29,539.00	25,512.74	4,025.58	.68
11-000-211-6XX	Supplies and materials	2,150.00	2,129.15	.00	20.85
	Total	76,528.00	62,641.86	11,959.61	1,926.53
Health services					
11-000-213-1XX	Salaries	70,481.00	56,235.00	14,190.00	56.00
11-000-213-2XX	Allocated Benefits	33,497.00	27,474.04	6,022.62	.34
11-000-213-3XX	Purchased prof.& tech. services	8,650.00	6,084.56	2,565.44	.00
11-000-213-6XX	Supplies and materials	1,260.00	617.40	261.95	380.65
11-000-213-8XX	Other objects	125.00	25.00	100.00	.00
	Total	114,013.00	90,436.00	23,140.01	436.99
Undist. Expend. Other Supp. Serv.					
Students - Related Services:					
11-000-216-100	Salaries	58,873.00	46,288.00	11,572.00	1,013.00
11-000-216-2XX	Allocated Benefits	34,862.00	29,144.56	5,716.52	.92
11-000-216-320	Purchased prof.- ed. services	33,385.00	21,802.50	11,197.50	385.00
11-000-216-6XX	Supplies and materials	500.00	199.95	.00	300.05
	Total	127,620.00	97,435.01	28,486.02	1,698.97
Undist. Expend. Other Supp. Serv.					
Students - Extraordinary Services:					
11-000-217-100	Salaries	97,302.00	68,231.59	21,329.41	7,741.00
11-000-217-2XX	Allocated Benefits	60,272.00	49,512.79	10,758.72	.49
	Total	157,574.00	117,744.38	32,088.13	7,741.49
Other supp.serv.- students - regular					
11-000-218-104	Salaries of other prof. staff	44,624.00	35,126.40	8,781.60	716.00
11-000-218-2XX	Allocated Benefits	12,760.00	9,759.93	2,999.31	.76
11-000-218-6XX	Supplies and materials	300.00	281.85	.00	18.15
	Total	57,684.00	45,168.18	11,780.91	734.91



REPORT OF THE SECRETARY
TO THE BOARD OF EDUCATION
BRADLEY BEACH BOARD OF ED
FUND 10
STATEMENT OF APPROPRIATIONS

COMPARED WITH EXPENDITURES AND ENCUMBERANCES
04/30/21

	<u>Appropriations</u>	<u>Expenditures</u>	<u>Encumbrances</u>	<u>Available Balance</u>
Other supp. serv.-				
students - special services				
11-000-219-104 Salaries of other prof. staff	146,837.00	117,413.80	27,550.20	1,873.00
11-000-219-2XX Allocated Benefits	38,133.00	32,233.57	5,898.61	.82
11-000-219-320 Purchased prof.- ed. services	500.00	.00	.00	500.00
11-000-219-6XX Supplies and materials	9,060.00	8,937.30	.00	122.70
11-000-219-8XX Other objects	1,650.00	1,641.18	.00	8.82
Total	196,180.00	160,225.85	33,448.81	2,505.34
Improvement of Instruction services				
other support serv.-Instr.staff				
11-000-221-102 Salaries of supervisors of instr	97,867.00	79,889.20	17,977.80	.00
11-000-221-104 Salaries of oth profess. staff	3,200.00	.00	1,000.00	2,200.00
11-000-221-105 Salaries of secr & cler. assts.	18,450.00	15,375.00	3,075.00	.00
11-000-221-2XX Allocated Benefits	1,657.00	1,657.00	.00	.00
11-000-221-6XX Supplies and materials	1,000.00	1,000.00	.00	.00
11-000-221-8XX Other objects	800.00	200.00	.00	600.00
Total	122,974.00	98,121.20	22,052.80	2,800.00
Educational media serv/sch. library				
Instructional Staff Training Services:				
11-000-223-320 Purchased prof.- ed. services	1,000.00	300.00	.00	700.00
11-000-223-5XX Other purchased services	5,000.00	3,234.38	.00	1,765.62
Total	6,000.00	3,534.38	.00	2,465.62
Support services - general administration				
11-000-230-1XX Salaries	175,493.00	146,181.46	29,236.38	75.16
11-000-230-331 Legal services	5,000.00	3,575.00	.00	1,425.00
11-000-230-332 Audit Fees	23,000.00	22,832.00	.00	168.00
11-000-230-334 Architectural/Engineering Svcs.	30,040.00	13,885.84	.00	16,154.16
11-000-230-339 Other purchased prof. services	14,204.00	11,714.90	165.00	2,324.10
11-000-230-530 Communications/telephone	18,475.00	13,925.72	2,888.79	1,660.49
11-000-230-585 BOE Other Purch Svcs(ex Tvl)	2,600.00	900.00	.00	1,700.00
11-000-230-590 Other purchased services	6,300.00	3,444.91	1,300.00	1,555.09
11-000-230-6XX Supplies and materials	5,845.00	4,819.77	831.40	193.83
11-000-230-890 Miscellaneous expenditures	7,000.00	5,264.85	.00	1,735.15
11-000-230-895 BOE Memberships,Dues,&Fees	2,000.00	.00	.00	2,000.00
Total	289,957.00	226,544.45	34,421.57	28,990.98

REPORT OF THE SECRETARY
TO THE BOARD OF EDUCATION
BRADLEY BEACH BOARD OF ED
FUND 10
STATEMENT OF APPROPRIATIONS

COMPARED WITH EXPENDITURES AND ENCUMBERANCES
04/30/21

	Appropriations	Expenditures	Encumbrances	Available Balance
	-----	-----	-----	-----
Support services- school admin				
11-000-240-103 Salaries of principals/asst.prin	8,113.00	6,760.80	1,352.20	.00
11-000-240-6XX Supplies and materials	200.00	29.90	.00	170.10
11-000-240-8XX Other objects	1,200.00	375.00	.00	825.00
Total	9,513.00	7,165.70	1,352.20	995.10
Support Services-Central Services				
11-000-251-1XX Salaries	163,843.00	134,351.43	29,491.57	.00
11-000-251-330 Purchased prof services	300.00	.00	.00	300.00
11-000-251-340 Purchased tech services	27,567.00	26,619.00	942.00	6.00
11-000-251-600 Supplies And Materials	3,250.00	3,064.33	.00	185.67
11-000-251-890 Misc Expenditures	4,750.00	4,583.59	.00	166.41
Total	199,710.00	168,618.35	30,433.57	658.08
Support Services-Admin Info Tech				
11-000-252-1XX Salaries	19,240.00	15,463.39	3,776.56	.05
11-000-252-330 Purchased prof services	7,000.00	6,934.84	.00	65.16
11-000-252-600 Supplies And Materials	7,500.00	6,901.33	169.98	428.69
Total	33,740.00	29,299.56	3,946.54	493.90
Required Maintenance for School Facilities				
11-000-261-100 Salaries	16,319.00	13,156.53	3,161.60	.87
11-000-261-420 Cleaning, repair & Maint Serv	123,461.00	109,226.43	6,561.37	7,673.20
11-000-261-610 General Supplies	28,500.00	24,821.91	2,600.00	1,078.09
11-000-261-800 Other Objects	19,245.00	18,846.35	.00	398.65
Total	187,525.00	166,051.22	12,322.97	9,150.81
Other Oper. & Maint. of Plant Services				
11-000-262-1XX Salaries	214,208.00	156,527.14	49,545.86	8,135.00
11-000-262-2XX Allocated Benefits	105,642.00	85,986.89	16,608.89	3,046.22
11-000-262-300 Purchased Prof & Tech Services	5,400.00	3,425.00	600.00	1,375.00
11-000-262-490 Other Purchased Property Srvc	4,500.00	2,960.77	1,039.23	500.00
11-000-262-520 Insurance	54,019.00	53,973.28	.00	45.72
11-000-262-610 General Supplies	7,000.00	4,325.34	267.00	2,407.66
11-000-262-621 Energy - Natural Gas	40,040.00	35,057.22	4,942.78	40.00
11-000-262-622 Energy - Electricity	46,800.00	26,100.26	9,899.74	10,800.00
Total	477,609.00	368,355.90	82,903.50	26,349.60



REPORT OF THE SECRETARY
TO THE BOARD OF EDUCATION
BRADLEY BEACH BOARD OF ED
FUND 10
STATEMENT OF APPROPRIATIONS

COMPARED WITH EXPENDITURES AND ENCUMBERANCES
04/30/21

	Appropriations	Expenditures	Encumbrances	Available Balance
	-----	-----	-----	-----
Care and Upkeep of Grounds				
Security				
11-000-266-420 Cleaning, repair & Maint Serv	9,000.00	3,383.52	3,480.00	2,136.48
11-000-266-610 General Supplies	2,000.00	258.00	.00	1,742.00
Total	11,000.00	3,641.52	3,480.00	3,878.48
Student transportation serv				
11-000-270-160 Salaries (btw. home & school reg	32,910.00	27,425.00	5,485.00	.00
11-000-270-503 Contrac. serv. (aid in lieu non	4,000.00	2,000.00	2,000.00	.00
11-000-270-512 Con. Serv. (oth than home & sch)	100.00	.00	.00	100.00
11-000-270-513 Contr Serv Btwn Hm/School	42,875.00	34,026.75	7,380.75	1,467.50
11-000-270-515 Contr Servs (Specd Ed Joint)	15,000.00	.00	15,000.00	.00
11-000-270-517 Contr Serv/Reg Stu. ESC's	27,750.00	11,939.67	12,518.40	3,291.93
11-000-270-518 Contr Serv/Spl Ed Stu. ESC's	57,950.00	4,888.94	4,801.76	48,259.30
Total	180,585.00	80,280.36	47,185.91	53,118.73



REPORT OF THE SECRETARY
TO THE BOARD OF EDUCATION
BRADLEY BEACH BOARD OF ED
FUND 10
STATEMENT OF APPROPRIATIONS

COMPARED WITH EXPENDITURES AND ENCUMBERANCES
04/30/21

	Appropriations	Expenditures	Encumbrances	Available Balance
Business & other supp. serv.				
Unallocated Benefits:				
11-000-291-220 Soc. security contrib.	43,592.00	37,135.48	6,456.52	.00
11-000-291-241 Other retirement contrib - reg	86,585.00	85,801.57	783.43	.00
11-000-291-260 Workmen's Compensation	6,300.00	6,300.00	.00	.00
11-000-291-270 Health Benefits	51,793.00	42,795.04	8,997.96	.00
11-000-291-280 Tuition Reimbursement	9,000.00	.00	.00	9,000.00
11-000-291-290 Other Employee Benefits	24,000.00	24,000.00	.00	.00
TotalL	221,270.00	196,032.09	16,237.91	9,000.00
Food services				
11-000-310-930 Transfers to cover deficit	27,000.00	27,000.00	.00	.00
TotalL	27,000.00	27,000.00	.00	.00
11-000-500-56X Transfr of Fnds to Chrtr Schls	57,000.00	11,381.75	1,427.25	44,191.00
Total undistributed expenditures	4,472,383.00	3,406,425.98	832,061.40	233,895.62
Total general current expense expenditures	7,535,484.00	5,683,975.14	1,445,154.08	406,354.78
Total general current expense expenditures and transfers	7,535,484.00	5,683,975.14	1,445,154.08	406,354.78



REPORT OF THE SECRETARY
 TO THE BOARD OF EDUCATION
 BRADLEY BEACH BOARD OF ED
 FUND 10
STATEMENT OF APPROPRIATIONS
 COMPARED WITH EXPENDITURES AND ENCUMBERANCES
 04/30/21

	Appropriations -----	Expenditures -----	Encumbrances -----	Available Balance -----
CAPITAL OUTLAY				
EQUIPMENT:				
Reg. programs - instruction:				
12-120-100-730 Grades 1-5	3,450.00	3,450.00	.00	.00
Special education - instruction:				



REPORT OF THE SECRETARY
TO THE BOARD OF EDUCATION
BRADLEY BEACH BOARD OF ED
FUND 10

STATEMENT OF APPROPRIATIONS

COMPARED WITH EXPENDITURES AND ENCUMBERANCES

04/30/21

	Appropriations -----	Expenditures -----	Encumbrances -----	Available Balance -----
Undistributed expenditures:				
12-000-210-730 Support services - students-regular	4,115.00	.00	4,115.00	.00
12-000-26X-730 Required Maintenance for Schl Facil	63,000.00	63,000.00	.00	.00
Undistr expend.-student transp.:				
12-XXX-X00-730 Special schools (all programs)				
Total Equipment 73X	70,565.00	66,450.00	4,115.00	.00
FACILITIES ACQ. AND CONSTR. SERV.				
12-000-4XX-450 Construction services	29,000.00	29,000.00	.00	.00
12-000-4XX-8XX Other objects	21,662.00	19,495.80	2,166.20	.00
Total	50,662.00	48,495.80	2,166.20	.00
Total capital outlay expenditures	121,227.00	114,945.80	6,281.20	.00



REPORT OF THE SECRETARY
TO THE BOARD OF EDUCATION
BRADLEY BEACH BOARD OF ED
FUND 10

STATEMENT OF APPROPRIATIONS

COMPARED WITH EXPENDITURES AND ENCUMBERANCES
04/30/21

	Appropriations -----	Expenditures -----	Encumbrances -----	Available Balance -----
SPECIAL SCHOOLS				
Summer School - Instruction				
Summer School - support services				
Other special schools - instruction				
Other special schools - supp services				
Acc Evn Adlt HS Post Grad Instruction				
Acc Evn Adult HS Post Grd-support services				
Adult Education - local - instruction				
Adult Education - local - support services				
Vocational Evening-local Instruction				
Vocational Evening-local-Support Serv.				
Eve. Sch-Foreign Born Local Instr.				
Eve. Sch.-Foreign Born Local Supp. Serv.				
TOT FNDS 11-13 EXPENDITURES	7,656,711.00	5,798,920.94	1,451,435.28	406,354.78



REPORT OF THE SECRETARY
TO THE BOARD OF EDUCATION
BRADLEY BEACH BOARD OF ED
FUND 10


STATEMENT OF APPROPRIATIONS

COMPARED WITH EXPENDITURES AND ENCUMBERANCES
04/30/21

	<u>Appropriations</u>	<u>Expenditures</u>	<u>Encumbrances</u>	<u>Available Balance</u>
Fund 16				
Distributed Expenditures				
Special Ed Programs				
School Sponsd Activities				
Community Services				
Undistributed Expenditures				
Fund 17				
Distributed Expenditures				
Special Ed Programs				
School Sponsd Activities				
Community Services				
Undistributed Expenditures				
Fund 18				
Undistributed Expenditures				
Distributed Expenditures				
TOTAL FUNDS 11-18	7,656,711.00	5,798,920.94	1,451,435.28	406,354.78

I hereby certify that no line item has encumbrances or expenditures which in total exceed the line item appropriation in violation of 6:20-2A.10(a).

5/4/21
 Date


 Board Secretary



REPORT OF THE SECRETARY
TO THE BOARD OF EDUCATION
BRADLEY BEACH BOARD OF ED
FUND 20
STATEMENT OF APPROPRIATIONS

COMPARED WITH EXPENDITURES AND ENCUMBERANCES
04/30/21


	Appropriations	Expenditures	Encumbrances	Available Balance
	-----	-----	-----	-----
Early Childhood Program Aid-Instruct.				
Early Childhood Program Aid-Supp Serv				
Early Childhood Program Aid-Fac Acq				
Demonstrably Effective Prog Aid-Instr.				
Demonstrably Effec Prg Aid-Supp Serv				
Demonstrably Effec Prgm Aid-Fac Acq				
Distance Learn Network Aid-Supp Serv				
Distance Learn Network Aid-Fac Acq				
Instructional Supplemental Aid-Instr.				
Instructional Supplem Aid-Supp Serv.				
Targeted At Risk Aid Instruction				
Targeted At Risk Aid Supp Serv.				
Facility Acq Equipment				
Preschool Education				
20-218-100-101 Salaries of teachers	154,882.00	125,151.80	29,730.20	.00
20-218-100-106 Other salaries for instruction	50,396.00	40,316.80	10,079.20	.00
Total	205,278.00	165,468.60	39,809.40	.00
Preschool Education Aid-Supp Serv.				
20-218-200-102 Salaries of supv of instr	32,842.00	27,368.28	5,473.72	.00
20-218-200-104 Salaries of othr prof staff	13,709.00	10,967.20	2,741.80	.00
20-218-200-200 Persl serv-empl benf.	82,446.00	67,502.08	10,943.92	4,000.00
Total	128,997.00	105,837.56	19,159.44	4,000.00
Facility Acq Equipment				
Total Preschool Aid	334,275.00	271,306.16	58,968.84	4,000.00
 TOTAL FUND 20	 334,275.00	 271,306.16	 58,968.84	 4,000.00

I hereby certify that no line item has encumbrances or expenditures which in total exceed the line item appropriation in violation of 6:20-2A.10(a).



REPORT OF THE SECRETARY
TO THE BOARD OF EDUCATION
BRADLEY BEACH BOARD OF ED
FUND 20
STATEMENT OF APPROPRIATIONS

COMPARED WITH EXPENDITURES AND ENCUMBERANCES
04/30/21

Date	Appropriations	Expenditures	Encumbrances	Available Balance
5/4/21	 Board Secretary			



REPORT OF THE TREASURER TO THE BRADLEY BEACH BOARD OF EDUCATION
FOR THE MONTH ENDING

4/30/2021

PAGE 1 OF 6

FUNDS	CASH BALANCE	CASH RECEIPTS THIS MONTH	CASH DISBURSEMENTS THIS MONTH	CASH ENDING BALANCE(1+2-3)
GENERAL FUND--FUND 10	\$2,060,925.88	\$137,449.81	\$727,858.39	\$1,470,517.30
SPECIAL REVENUE FUND--FUND 20	(\$10,484.95)	\$67,810.00	\$64,298.32	(\$6,973.27)
CAPITAL PROJECTS FUND--FUND 30	\$0.00	\$0.00	\$0.00	\$0.00
DEBT SERVICE FUND--FUND 40	\$137,461.57	\$0.00	\$0.00	\$137,461.57
TOTAL GOVERNMENTAL FUNDS	\$2,187,902.50	\$205,259.81	\$792,156.71	\$1,601,005.60
ENTERPRISE FUND--FUND 5X	\$17,773.88	\$16,850.90	\$13,872.53	\$20,752.25
PAYROLL	\$0.00	\$204,982.31	\$204,982.31	\$0.00
PAYROLL AGENCY	\$162,060.76	\$187,446.14	\$170,502.73	\$179,004.17
UNEMPLOYMENT TRUST	\$24,998.65	\$3,228.05	\$0.00	\$28,226.70
TOTAL TRUST & AGENCY FUNDS	\$187,059.41	\$395,656.50	\$375,485.04	\$207,230.87
TOTAL ALL FUNDS	\$2,392,735.79	\$617,767.21	\$1,181,514.28	\$1,828,988.72

PREPARED & SUBMITTED BY


TREASURER OF SCHOOL MONIES

5/13/2021

DATE

BRADLEY BEACH BOARD OF EDUCATION BANK RECONCILIATION--CASH ACCOUNT
 BANK: BANK OF AMERICA
 ACCOUNT #726-0100062

STATEMENT DATE:	4/30/2021		
BALANCE PER BANK			\$1,608,840.25
ADDITIONS: DEPOSITS IN TRANSIT	DATE	AMOUNT	
REIMBURSEMENT DUE FOR		\$0.00	
		\$0.00	
		\$0.00	
TOTAL DEPOSITS IN TRANSIT			\$0.00
		AMOUNT	
DEDUCTIONS: OUTSTANDING CHECKS		\$7,834.63	
		\$0.00	
OTHER		\$0.02	
TOTAL DEDUCTIONS		\$7,834.65	
NET RECONCILING ITEMS			(\$7,834.65)
ADJUSTED BALANCE PER BANK			\$1,601,005.60

BALANCE PER BOARD SECRETARY'S RECORDS AS OF _____
 RECONCILING ITEMS:
 ADDITIONS
 INTEREST EARNED _____
 OTHER (EXPLAIN) _____
 TOTAL ADDITIONS _____
 DEDUCTIONS
 BANK CHARGES _____
 OTHER (EXPLAIN) _____
 TOTAL DEDUCTIONS _____
 NET RECONCILING ITEMS _____
 ADJUSTED BOARD SECRETARY'S BALANCE AS OF _____
 BANK OF AMERICA CERTIFICATES OF DEPOSIT: \$0.00

BRADLEY BEACH BOARD OF EDUCATION BANK RECONCILIATION--PAYROLL/AGENCY
 BANK: BANK OF AMERICA
 ACCOUNT #726-0102200

STATEMENT DATE:	4/30/2021		
BALANCE PER BANK			\$184,718.03
ADDITIONS: DEPOSITS IN TRANSIT	DATE	AMOUNT	
		\$0.00	
		\$0.00	
		\$0.00	
TOTAL DEPOSITS IN TRANSIT		\$0.00	
		AMOUNT	
DEDUCTIONS: OUTSTANDING CHECKS		\$5,713.86	
OTHER		\$0.00	
TOTAL DEDUCTIONS		\$5,713.86	
NET RECONCILING ITEMS			(\$5,713.86)
ADJUSTED BALANCE PER BANK			\$179,004.17

BALANCE PER BOARD SECRETARY'S RECORDS AS OF _____
 RECONCILING ITEMS:
 ADDITIONS
 INTEREST EARNED _____
 OTHER (EXPLAIN) _____
 TOTAL ADDITIONS _____
 DEDUCTIONS
 BANK CHARGES _____
 OTHER (EXPLAIN) _____
 TOTAL DEDUCTIONS _____
 NET RECONCILING ITEMS _____
 ADJUSTED BOARD SECRETARY'S BALANCE AS OF _____

BRADLEY BEACH BOARD OF EDUCATION BANK RECONCILIATION--PAYROLL ACCOUNT
 BANK: BANK OF AMERICA
 ACCOUNT #726-0100089

STATEMENT DATE:	4/30/2021		
BALANCE PER BANK			\$1,261.56
ADDITIONS: DEPOSITS IN TRANSIT	DATE	AMOUNT	
		\$0.00	
		\$0.00	
		\$0.00	
TOTAL DEPOSITS IN TRANSIT		\$0.00	
		AMOUNT	
DEDUCTIONS: OUTSTANDING CHECKS		\$1,261.56	
OTHER		\$0.00	
TOTAL DEDUCTIONS		\$1,261.56	
NET RECONCILING ITEMS		(\$1,261.56)	
ADJUSTED BALANCE PER BANK			\$0.00

BALANCE PER BOARD SECRETARY'S RECORDS AS OF _____
 RECONCILING ITEMS:
 ADDITIONS
 INTEREST EARNED _____
 OTHER (EXPLAIN) _____
 TOTAL ADDITIONS _____
 DEDUCTIONS
 BANK CHARGES _____
 OTHER (EXPLAIN) _____
 TOTAL DEDUCTIONS _____
 NET RECONCILING ITEMS _____
 ADJUSTED BOARD SECRETARY'S BALANCE AS OF _____

BRADLEY BEACH BOARD OF EDUCATION BANK RECONCILIATION--UNEMPLOYMENT INSURANCE
 BANK: BANK OF AMERICA
 ACCOUNT #726-0101875

STATEMENT DATE:	4/30/2021		
BALANCE PER BANK			\$28,266.70
ADDITIONS: DEPOSITS IN TRANSIT	DATE	AMOUNT	
		\$0.00	
		\$0.00	
		\$0.00	
TOTAL DEPOSITS IN TRANSIT		\$0.00	
		AMOUNT	
DEDUCTIONS: OUTSTANDING CHECKS		\$0.00	
OTHER		\$0.00	
TOTAL DEDUCTIONS		\$0.00	
NET RECONCILING ITEMS		\$0.00	
ADJUSTED BALANCE PER BANK			\$28,266.70

BALANCE PER BOARD SECRETARY'S RECORDS AS OF _____
 RECONCILING ITEMS:
 ADDITIONS
 INTEREST EARNED _____
 OTHER (EXPLAIN) _____
 TOTAL ADDITIONS _____
 DEDUCTIONS
 BANK CHARGES _____
 OTHER (EXPLAIN) _____
 TOTAL DEDUCTIONS _____
 NET RECONCILING ITEMS _____
 ADJUSTED BOARD SECRETARY'S BALANCE AS OF _____

BRADLEY BEACH BOARD OF EDUCATION BANK RECONCILIATION--CAFETERIA ACCT.
BANK: BANK OF AMERICA
ACCOUNT #726-0101344

STATEMENT DATE: 4/30/2021

BALANCE PER BANK \$20,752.25

ADDITIONS: DEPOSITS IN TRANSIT	DATE	AMOUNT
		\$0.00
		\$0.00
		\$0.00
TOTAL DEPOSITS IN TRANSIT		\$0.00

DEDUCTIONS: OUTSTANDING CHECKS	AMOUNT
	\$0.00
	\$0.00
OTHER	\$0.00
TOTAL DEDUCTIONS	\$0.00

NET RECONCILING ITEMS	\$0.00	
ADJUSTED BALANCE PER BANK		\$20,752.25

BALANCE PER BOARD SECRETARY'S RECORDS AS OF _____
RECONCILING ITEMS:

ADDITIONS	
INTEREST EARNED	_____
OTHER (EXPLAIN)	_____
TOTAL ADDITIONS	_____
DEDUCTIONS	
BANK CHARGES	_____
OTHER (EXPLAIN)	_____
TOTAL DEDUCTIONS	_____
NET RECONCILING ITEMS	_____

OUTSTANDING CHECKS AS OF 4/30/2021
SALARY CASH ACCOUNT #726-0100089

CHECK #	AMOUNT	CHECK #	AMOUNT
37196	\$1,261.56		

GRAND TOTAL, SALARY ACCOUNT

\$1,261.56

OUTSTANDING CHECKS AS OF 4/30/2021
CASH ACCOUNT #726-0100062

CHECK #	AMOUNT	CHECK #	AMOUNT
19800	\$713.23		
19819	\$390.00		
19823	\$896.80		
19832	\$50.00		
19835	\$431.20		
19841	\$3,846.25		
19843	\$187.15		
19847	\$1,320.00		

TOTAL \$7,834.63

OUTSTANDING CHECKS AS OF 4/30/2021
PAYROLL/AGENCY ACCOUNT # 0072-6010-2200

CHECK #	AMOUNT	CHECK #	AMOUNT
7369	\$81.26		
7370	\$201.10		
7371	\$5,431.50		

TOTAL \$5,713.86

EFF. DATE	GAAP ACCOUNT	AMOUNT	DESCRIPTION	NOTES
4/30/21	FROM 11-000-213-600.00-	-25.00	Supplies Health	Budget Transfer - FROM
4/30/21	FROM 11-000-262-270.00-	-5,000.00	Health Benefits	Budget Transfer - FROM
4/30/21	FROM 11-000-230-585.00-	-1,000.00	BOE Travel	Budget Transfer - FROM
4/30/21	FROM 12-000-261-730.00-	-3,550.00	Required Maint for Schl Facil	Budget Transfer - FROM
4/30/21	FROM 11-000-213-600.00-	-565.00	Supplies Health	Budget Transfer - FROM
4/30/21	TO 11-000-213-800.00-	25.00	Other objects	Budget Transfer - TO
4/30/21	TO 11-000-261-610.00-	2,500.00	General supplies	Budget Transfer - TO
4/30/21	TO 11-000-261-420.00-	2,500.00	Cleaning,Repair, Maint.	Budget Transfer - TO
4/30/21	TO 11-000-230-530.00-	1,000.00	Communications - telephone	Budget Transfer - TO
4/30/21	TO 12-000-213-730.00-	4,115.00	Sup Svc-Stu Hlth Svc Equip	Budget Transfer - TO
4/30/21	FROM 20-218-200-330.00-	-4,000.00	Other purc. prof svcs-ed svcs	Budget Transfer - FROM
4/30/21	TO 20-218-200-200.00-EX-	4,000.00	Preschool Expansion benefits	Budget Transfer - TO
		0.00	TOTAL	

BRADLEY BEACH BOARD OF ED
2020 - 2021

CURRENT PAYMENT REGISTER BY CHECK

RUN: 05/13/21
11:58:2

DATE RANGE: 04/21/21 thru 05/18/21

VENDOR NAME	VEND CODE	PAYMENT	GAAP ACCOUNT	DESCRIPTION	P.O.	P/F	TYPE
CHECK 19848 dated 04/22/21 UGI ENERGY SERVICES, LLC	Manual UGI	2,529.24	11-000-262-621.00- -	Energy Nat Gas	21-000114	P	MV
CHECK TOTAL		2,529.24					
CHECK 19849 dated 05/18/21 A.A. PHYSICAL THERAPY SERVICES 2006		225.00	20-250-200-320.00- -	Prof Ed Service	21-000267	P	OV
CHECK TOTAL		225.00					
CHECK 19850 dated 05/18/21 ACADEMY CHARTER HIGH SCHOOL 2124		713.23	11-000-500-561.00- -	To Charter Sch	21-000109	P	OV
CHECK TOTAL		713.23					
CHECK 19851 dated 05/18/21 Aida, I, Pereira, M.A. CCC-SLP AIDA		575.00	11-000-219-320.00- -	Prof Ed Ser CST	21-000527	F	OV
CHECK TOTAL		575.00					
CHECK 19852 dated 05/18/21 ALLIANCE COMMERCIAL PEST	90060	95.00	11-000-261-420.00- -	Maintenance	21-000039	P	OV
CHECK TOTAL		10.00	11-000-261-420.00- -	Maintenance	21-000039	P	OV
CHECK TOTAL		105.00					
CHECK 19853 dated 05/18/21 ALLIED FIRE & SAFETY EQUIP. CO 88		3,480.00	11-000-266-420.00- -	Sec. Maint.	21-000301	F	OV
CHECK TOTAL		3,480.00					
CHECK 19854 dated 05/18/21 ALLSTATE OFFICE INTERIORS, INC ALLSTA		2,600.00	11-000-261-610.00- -	Gen supplies	21-000501	F	OV
CHECK TOTAL		2,600.00					
CHECK 19855 dated 05/18/21 AMERIFLEX	AMERFL	50.00	11-000-251-340.00- -	Purch tech serv	21-000096	P	OV
CHECK TOTAL		50.00					
CHECK 19856 dated 05/18/21 Amplified IT, LLC.	AM	3,024.00	20-477-100-610.00- -	Gen supplies	21-000410	F	OV
CHECK TOTAL		3,024.00					
CHECK 19857 dated 05/18/21 Arts & Education Center	ARTS	650.00	11-190-100-500.00- -	Oth purch serv	21-000518	F	OV
CHECK TOTAL		650.00					



BRADLEY BEACH BOARD OF ED
2020 - 2021

CURRENT PAYMENT REGISTER BY CHECK

RUN: 05/13/21
11:58:2

DATE RANGE: 04/21/21 thru 05/18/21

VENDOR NAME	VEND CODE	PAYMENT	GAAP ACCOUNT	DESCRIPTION	P.O.	P/F	TYPE
CHECK 19858 dated 05/18/21	1003	401.40	11-000-230-339.00-	Prof Services	21-000471	F	OV
ASBURY PARK PRESS		16.65	11-000-230-590.00-	Ot purch serv	21-000498	F	OV
		17.55	11-000-230-590.00-	Ot purch serv	21-000510	F	OV
		107.90	11-000-230-590.00-	Ot purch serv	21-000525	F	OV
		543.50		CHECK TOTAL			
CHECK 19859 dated 05/18/21	ASP	840.00	11-000-252-600.00-	Supplies	21-000428	F	OV
Aspiris		3,450.00	12-120-100-730.00-	Grades 1-5 Eq	21-000428	F	OV
		4,290.00		CHECK TOTAL			
CHECK 19860 dated 05/18/21	600	15.00	11-000-261-610.00-	Gen supplies	21-000531	F	OV
Atlantic Lock & Safe		15.00		CHECK TOTAL			
CHECK 19861 dated 05/18/21	BIT	309.00	11-000-219-600.00-	Suppl. CST	21-000461	F	OV
BIT DIRECT INC		309.00		CHECK TOTAL			
CHECK 19862 dated 05/18/21		1,050.00	11-000-216-320.00-	Pur Pr-Ed Serv	21-000528	P	OV
BRADLEY BEACH BOARD OF EDU BLIND		1,050.00		CHECK TOTAL			
CHECK 19863 dated 05/18/21	1886	2,166.20	12-000-400-896.00-	Assmt Debt Svc	21-000157	P	OV
BRADLEY BEACH SCHOOL		2,166.20		CHECK TOTAL			
CHECK 19864 dated 05/18/21		460.41	11-000-261-420.00-	Maintenance	21-000094	P	OV
DELISA DEMOLITION AND DISPOSA DELISA		460.41		CHECK TOTAL			
CHECK 19865 dated 05/18/21	DR.S	2,000.00	11-000-213-300.00-	Purch Prof Tech	21-000473	F	OV
Dr. Steven Kairys		2,000.00		CHECK TOTAL			
CHECK 19866 dated 05/18/21	DR NE	575.00	20-251-200-320.00-CO-	CO -Pur pro svc	21-000472	F	OV
Dr.Neelam Sell		575.00		CHECK TOTAL			



BRADLEY BEACH BOARD OF ED
2020 - 2021

CURRENT PAYMENT REGISTER BY CHECK

RUN: 05/13/21
11:58:2

DATE RANGE: 04/21/21 thru 05/18/21

VENDOR NAME	VEND CODE	PAYMENT	GAAP ACCOUNT	DESCRIPTION	P.O.	P/F	TYPE
CHECK 19867 dated 05/18/21 HERFF JONES, LLC	HERFF	693.10	11-000-230-610.00 -	General Suppl	21-000470	F	OV
	CHECK TOTAL	693.10					
CHECK 19868 dated 05/18/21 HORIZON BLUE CROSS BLUE SHIE	HORIZO	2,211.93	11-000-211-270.00 -	Health Benefits	21-000049	P	OV
		3,175.91	11-000-213-270.00 -	Health Benefits	21-000049	P	OV
		3,078.35	11-000-216-270.00 -	Health Benefits	21-000049	P	OV
		5,581.59	11-000-217-270.00 -	Health Benefits	21-000049	P	OV
		1,123.22	11-000-218-270.00 -	Health Benefits	21-000049	P	OV
		4,264.62	11-000-219-270.00 -	Health Benefits	21-000049	P	OV
		4,458.37	11-000-262-270.00 -	Health Benefits	21-000049	P	OV
		5,555.11	11-000-291-270.00 -	Health Bene	21-000049	P	OV
		1,088.71	11-105-100-270.00 -	Health Benefits	21-000049	P	OV
		1,088.71	11-110-100-270.00 -	Health Benefits	21-000049	P	OV
		26,614.29	11-120-100-270.00 -	Health Benefits	21-000049	P	OV
		19,365.08	11-130-100-270.00 -	Health Benefits	21-000049	P	OV
		2,211.93	11-240-100-270.00 -	Health Benefits	21-000049	P	OV
		7,998.78	20-218-200-200.00-EX-	Employee benef.	21-000049	P	OV
	CHECK TOTAL	87,816.60					
CHECK 19869 dated 05/18/21 HORIZON BLUE CROSS/BLEU SHIE	DENTAL	105.94	11-000-211-270.00 -	Health Benefits	21-000050	P	OV
		148.33	11-000-213-270.00 -	Health Benefits	21-000050	P	OV
		148.33	11-000-216-270.00 -	Health Benefits	21-000050	P	OV
		264.85	11-000-217-270.00 -	Health Benefits	21-000050	P	OV
		52.97	11-000-218-270.00 -	Health Benefits	21-000050	P	OV
		201.30	11-000-219-270.00 -	Health Benefits	21-000050	P	OV
		247.29	11-000-262-270.00 -	Health Benefits	21-000050	P	OV
		296.66	11-000-291-270.00 -	Health Benefits	21-000050	P	OV
		52.97	11-105-100-270.00 -	Health Bene	21-000050	P	OV
		1,394.87	11-120-100-270.00 -	Health Benefits	21-000050	P	OV
		1,027.71	11-130-100-270.00 -	Health Benefits	21-000050	P	OV
		105.94	11-240-100-270.00 -	Health Benefits	21-000050	P	OV
		296.66	20-218-200-200.00-EX-	Employee benef.	21-000050	P	OV
	CHECK TOTAL	4,343.82					

BRADLEY BEACH BOARD OF ED
2020 - 2021

CURRENT PAYMENT REGISTER BY CHECK

RUN: 05/13/21
11:58:2

DATE RANGE: 04/21/21 thru 05/18/21

VENDOR NAME	VEND CODE	PAYMENT	GAAP ACCOUNT	DESCRIPTION	P.O.	P/F	TYPE
CHECK 19870 dated 05/18/21 Jersey Central Power & Light	3021	2,525.06	11-000-262-622.00- -	Energy Elec	21-000085	P	OV
CHECK TOTAL		2,525.06					
CHECK 19871 dated 05/18/21 KENNEY, GROSS, KOVATS & PART	000002	130.00	11-000-230-331.00- -	Legal Services	21-000517	F	OV
CHECK TOTAL		130.00					
CHECK 19872 dated 05/18/21 M-OESC	1085	247.52	11-000-213-300.00- -	Purch Prof Tech	21-000493	P	OV
CHECK TOTAL		247.52					
CHECK 19873 dated 05/18/21 Merrill Hawke	MER	421.00	11-000-251-340.00- -	Purch tech serv	21-000242	P	OV
CHECK TOTAL		421.00					
CHECK 19874 dated 05/18/21 MGL PRINTING SOLUTIONS	MGL	300.00	11-000-251-600.00- -	Supplies	21-000504	F	OV
CHECK TOTAL		300.00					
CHECK 19875 dated 05/18/21 MONMOUTH COUNTY VOCATIONAL	1296	6,360.00	11-000-100-563.00- -	Tuition Voc Reg	21-000269	P	OV
CHECK TOTAL		4,200.00	11-000-100-564.00- -	Tuition Voc Spc	21-000269	P	OV
CHECK TOTAL		10,560.00					
CHECK 19876 dated 05/18/21 MUNICIPAL CAPITAL FINANCE	MCF	1,406.23	11-190-100-800.00-CP-	Copier/Telep	21-000093	P	OV
CHECK TOTAL		1,406.23					
CHECK 19877 dated 05/18/21 MURRAY'S UNIFORMS	1215	84.00	11-000-262-610.00- -	Supplies	21-000460	F	OV
CHECK TOTAL		324.00	11-402-100-600.00- -	Supplies	21-000523	F	OV
CHECK TOTAL		408.00					
CHECK 19878 dated 05/18/21 NEPTUNE TWP. BOARD OF ED	1261	66,872.55	11-000-100-561.00- -	Tuition LEA Reg	21-000280	P	OV
CHECK TOTAL		29,899.95	11-000-100-562.00- -	Tuition LEA Spc	21-000280	P	OV
CHECK TOTAL		3,041.63	11-000-270-513.00- -	Cont serv joint	21-000392	P	OV
CHECK TOTAL		11,363.42	11-000-270-515.00- -	Con spe ed join	21-000392	P	OV
CHECK TOTAL		111,177.55					



BRADLEY BEACH BOARD OF ED
2020 - 2021

CURRENT PAYMENT REGISTER BY CHECK

RUN: 05/13/21
11:58:2

DATE RANGE: 04/21/21 thru 05/18/21

VENDOR NAME	VEND CODE	PAYMENT	GAAP ACCOUNT	DESCRIPTION	P.O.	P/F	TYPE
CHECK 19879 dated 05/18/21 NEW JERSEY AMERICAN WATER	1206	344.73	11-000-262-490.01- -	Water	21-000087	P	OV
CHECK TOTAL		344.73					
CHECK 19880 dated 05/18/21 NEW JERSEY NATURAL GAS	NJNG	2,783.10	11-000-262-621.00- -	Energy Nat Gas	21-000086	P	OV
CHECK TOTAL		2,783.10					
CHECK 19881 dated 05/18/21 NEW ROAD SCHOOLS OF NEW JE	HROAD	6,163.40	11-000-100-566.00- -	Tuit-priv hc wi	21-000194	P	OV
CHECK TOTAL		6,163.40					
CHECK 19882 dated 05/18/21 NJSCHOOLJOBS.COM	NJSJ	400.00	11-000-230-339.00- -	Prof Services	21-000508	F	OV
CHECK TOTAL		400.00					
CHECK 19883 dated 05/18/21 OCEANSIDE CPR	OC	100.00	11-000-213-800.00- -	Other objects	21-000512	F	OV
CHECK TOTAL		100.00					
CHECK 19884 dated 05/18/21 POWER TO LEARN	POWER	41.89	11-000-230-530.01- -	Internet Access	21-000088	F	OV
CHECK TOTAL		41.89					
CHECK 19885 dated 05/18/21 RED BANK REGIONAL HIGH SCHOO	1196	45,675.00	11-000-100-561.00- -	Tuition LEA Reg	21-000270	P	OV
CHECK TOTAL		3,780.75	11-000-270-513.00- -	Cont serv joint	21-000318	P	OV
CHECK TOTAL		49,455.75					
CHECK 19886 dated 05/18/21 RUGBY SCHOOL	1114	7,502.72	11-000-100-566.00- -	Tuit-priv hc wi	21-000195	F	OV
CHECK TOTAL		7,502.72					
CHECK 19887 dated 05/18/21 SCOLES SYSTEM	1098	267.00	11-000-262-610.00- -	Supplies	21-000404	F	OV
CHECK TOTAL		869.26	11-000-262-610.00- -	Supplies	21-000519	F	OV
CHECK TOTAL		1,136.26					
CHECK 19888 dated 05/18/21 Signs Plus	SIGNS	825.00	11-000-252-600.00- -	Supplies	21-000459	F	OV
CHECK TOTAL		825.00					



BAP150

INCLUDES

No Payroll

BRADLEY BEACH BOARD OF ED
2020 - 2021

CURRENT PAYMENT REGISTER BY CHECK

RUN: 05/13/21
11:58.2

DATE RANGE: 04/21/21 thru 05/18/21

VENDOR NAME	VEND CODE	PAYMENT	GAAP ACCOUNT	DESCRIPTION	P.O.	P/F	TYPE
CHECK 19889 dated 05/18/21	STAPLE	1,499.60	11-190-100-610.00-CP-	Copy Duplicator	21-000520	F	OV
STAPLES LINK	CHECK TOTAL	1,499.60					
CHECK 19890 dated 05/18/21	SYN	2,783.75	11-000-216-320.00- -	Pur Pr-Ed Serv	21-000268	P	OV
Synergy Rehab LLC.	CHECK TOTAL	2,783.75					
CHECK 19891 dated 05/18/21	TEAM	118.00	11-000-213-600.00- -	Supplies Health	21-000516	F	OV
TEAMLIFE INC.	CHECK TOTAL	118.00					
CHECK 19892 dated 05/18/21	TIM	300.00	11-000-223-320.00- -	Pur Pr-Ed SV	21-000488	F	OV
Timothy Rohrer	CHECK TOTAL	300.00					
CHECK 19893 dated 05/18/21	TW	115.55	11-000-230-890.00- -	Misc expend	21-000112	P	OV
Twin Rocks Water	CHECK TOTAL	115.55					
CHECK 19894 dated 05/18/21	UGI	1,361.92	11-000-262-621.00- -	Energy Nat Gas	21-000114	P	OV
UGI ENERGY SERVICES, LLC	CHECK TOTAL	1,361.92					
CHECK 19895 dated 05/18/21	VAR	732.46	11-402-100-600.00- -	Supplies	21-000507	F	OV
Varsity Brands Holding Co.Inc.		14.18	20-090-100-610.18-DA-	D'ARCY 2018 ATH	21-000507	F	OV
		200.00	20-090-100-610.19-DA-	D'arcy tavern s	21-000507	F	OV
	CHECK TOTAL	946.64					
CHECK 19896 dated 05/18/21	VER	456.50	11-000-230-530.01- -	Internet Access	21-000190	P	OV
VERIZON		190.03	11-000-230-530.01- -	Internet Access	21-000275	P	OV
	CHECK TOTAL	646.53					
CHECK 19897 dated 05/18/21	530	1,936.59	11-190-100-800.00-CP-	Copier/Telep	21-000084	P	OV
XTel Communications, Inc.	CHECK TOTAL	1,936.59					



BRADLEY BEACH BOARD OF ED
2020 - 2021

CURRENT PAYMENT REGISTER BY CHECK

RUN: 05/13/21
11:58:2

DATE RANGE: 04/21/21 thru 05/18/21

VENDOR NAME	VEND CODE	PAYMENT	GAAP ACCOUNT	DESCRIPTION	P.O.	P/F	TYPE
CHECK 19898 dated 05/18/21 Yolanda Roeder	YOLAND	149.00	20-270-200-580.00- -	Travel	21-000492	F	OV
	CHECK TOTAL	149.00					
CHECK 19899 dated 05/18/21 Zweig Behavioral Consulting	ZWE	1,595.00	20-251-200-320.00-CO-	CO -Pur pro svc	21-000266	P	OV
	CHECK TOTAL	1,595.00					
CHECK 654321 dated 04/21/21 BANK OF AMERICA	Manual BOAMER	559.90	11-000-230-890.00- -	Misc expend	21-000503	F	MV
	CHECK TOTAL	559.90					
CHECK 987654 dated 04/30/21 BRADLEY BEACH BOE	Manual 429	16,850.90	11-899-000-420.00- -	CUR YR CAFE	21-000511	F	MV
	CHECK TOTAL	16,850.90					
	GRAND TOTAL	343,005.69					

FUND SUMMARY

FUND	TOTAL
11 GENERAL CURRENT EXPENSES	323,311.87
12 CAPITAL OUTLAY	5,616.20
20 SPECIAL REVENUES FUNDS	14,077.62
GRAND TOTAL	343,005.69

CHECKED AS TO RECEIPT OF MATERIAL AUDITED AND APPROVED
FOR PAYMENT FOR SERVICES RENDERED.

APPROVED FOR PAYMENT BY THE BOARD OF EDUCATION ON

David T. [Signature] 5/13/21

Cafeteria Bill List					
05/18/21					
Vendor	Amount	Check #	Invoice	Purchase Order#	
Maschio Food Service	10,364.06	1963	April	21-00008A	
Total Bill List	10,364.06				